




Contents



3 A Message from Our CEO

5 Reliability and Resilience During COVID-19

7 Taking Action for Racial Equity

9 About Exelon

Strategic Business Review and Planned Separation
 Managing Sustainability
 Key Sustainability Issues
 Stakeholder Engagement

21 Building an Energy Company for the Future

Exelon Business Overview
 Evolving Our Businesses and Markets
 Advancing a Culture of Technology and Innovation
 Maintaining Operational Excellence, Productivity and Efficiency
 Investing in Our Markets at Attractive Returns
 Exelon Priority SDGs

40 Addressing Climate Change

Governance: Oversight of Climate-related Risks and Opportunities
 Strategy: Advancing Business Strategy Through Scenario Analysis
 Risk Management: Identifying, Assessing and Managing Climate-related Risks
 Metrics and Targets: Metrics Used to Assess Our Efforts

56 Creating Value for Customers

Exelon Utilities
 Sustainable Solutions for Customers in Competitive Markets

70 Partnering with Our Communities

COVID-19 and the Economy
 Economic Development
 Engaging with Communities
 Giving Back to Communities

83 A Safe, Innovative and Rewarding Workplace

Promoting a Culture of Safety and Health
 Human Resources Transformation
 Attracting Top Talent
 Accelerating Talent
 Engaging Talent
 Diversity, Equity and Inclusion

98 Managing Our Environmental Impacts

Improving Watershed Management
 Habitat and Biodiversity
 Waste Management
 Reducing Our Air Emissions
 Managing Environmental Risks

116 Enhancing Corporate Governance

Board Oversight
 Sustainability Governance
 Enterprise Risk Management Overview
 Ethics and Compliance
 Sustainable Supply Chain

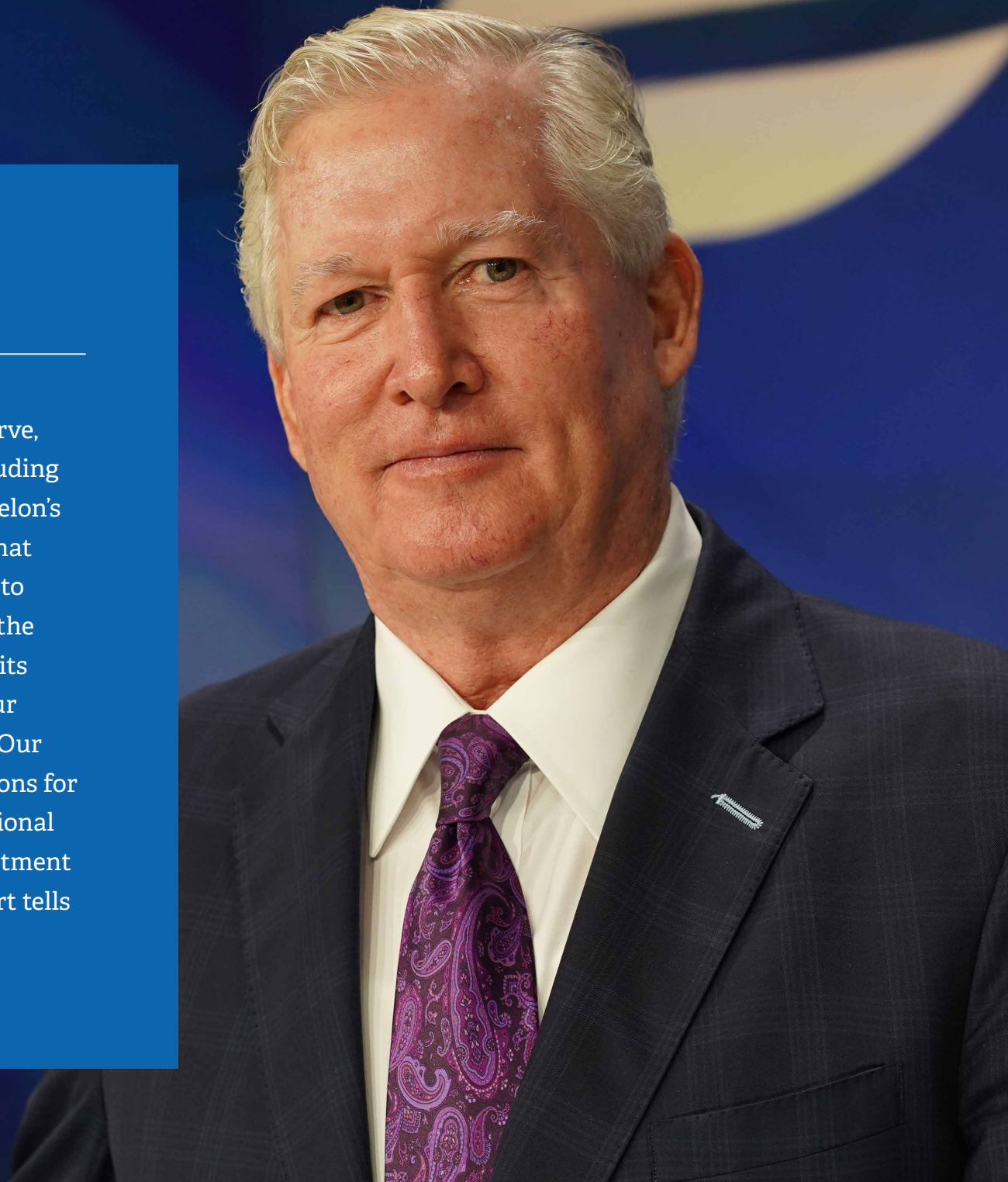
127 Appendix

2020 Electric Generation by Major Station
 About This Report
 GRI Index
 SASB Index
 Full GHG Inventory and Accounting Protocol

To view our most recent COVID-19 updates please visit exeloncorp.com/covid-19.

A Message from Our CEO

Exelon, and the communities that we serve, faced many challenges during 2020, including the COVID-19 pandemic. In response, Exelon's employees worked tirelessly to ensure that our customers continued to have access to clean, affordable and reliable energy. At the same time, Exelon remained focused on its sustainability strategy and redoubled our work on racial equity and social justice. Our strategy is focused on low-carbon solutions for our customers and communities, operational excellence, financial discipline and investment in our utilities. This Sustainability Report tells the story of our shared journey in 2020.



In 2020, Exelon's utilities invested in the infrastructure and systems needed to create the energy system of the future for our customers. Over \$6.6 billion was deployed, with an additional \$26.7 billion planned for 2021–2024. These investments enhance the reliability and resilience of our infrastructure to meet the growing challenges of climate change, respond to customer needs for energy choice and control and support the integration of local renewable energy resources.

Exelon sustained its tradition of strong operating performance. Our utilities achieved first quartile results last year on more than three-quarters of our metrics, including best on record performance on 14 percent of these metrics. Each utility had top decile reliability results on the key system interruption reliability metric (SAIFI) and top quartile performance on average minutes of customer interruptions (CAIDI). All Exelon utilities achieved best on record scores and first quartile Customer Satisfaction Index results, despite significant storm events.

Exelon Generation continued to run our plants at the highest levels of performance, with a nuclear fleet capacity factor of 95.4 percent, better than our goal and our second-best ever performance. This production resulted in about 78 million metric tons of greenhouse gas (GHG) emissions being avoided. In each of our key states, nuclear power output remains by far the largest share of zero-carbon production, providing an essential foundation for state climate goals.

Exelon's response to the pandemic demonstrated the resilience of both our employees and our business continuity plans and structure. We mobilized our Crisis Management Team immediately to coordinate robust actions, including outreach and collaboration with all our communities and jurisdictions. With high unemployment rates and small businesses in distress, Exelon and the Exelon Foundation provided more than \$8 million in donations to support our communities' pandemic response. In addition, each of our utilities initiated hardship mitigation measures for customers in need of support.

I am proud of how we managed our response to the pandemic for our employees. In March we accomplished a transition to remote enablement for more than 14,000 employees. For the 18,000 employees who continued to report to their work locations, we provided personal protective equipment from the beginning and implemented practices to limit the spread of the virus. We also created or extended a wide range of pandemic-related benefits for employees.

The events of 2020 also brought into sharp focus the continuing systemic social justice and racial equity issues in this country. In response, we enhanced our efforts to support diverse and underserved customers and communities. A Racial Equity Task Force was established to identify ways Exelon can help close the equity gap, and we are using Exelon's resources and voice to make our values clear. Externally, we are engaged in community issues, workforce development and STEM education for underserved populations, minority supplier support with an emphasis on small businesses, and advocacy for more equitable government policies, including a just transition around climate change response. Exelon's total diverse supplier spend in 2020 was \$2.7 billion. Within Exelon, we are taking specific action to ensure both organizational and individual accountability for diversity, equity and inclusion.

Sustainability continues to be a fundamental element of our business strategy and a competitive advantage for Exelon. Advocacy for clean energy and a national policy on climate change continue to be top priorities. Exelon's utilities are effectively promoting energy efficiency programs and integration of renewables and have set aggressive goals for fleet vehicle electrification. Exelon continues to be the nation's largest producer of emissions-free power, and we are being recognized for this work. In 2020, Exelon was named to the Dow Jones Sustainability North America Index for the 15th consecutive year.

Looking Ahead

We have learned much from the experience of the past year that will help us work more efficiently and effectively. In addition to Exelon's operational, financial and regulatory priorities, our focus in 2021 will include: continued efforts to help customers and communities to recover from the impacts of COVID-19; ensuring safe workforce re-entry; advocating for clean energy and electrification; and following through on the work we have started on social justice, racial equity and restoring civil discourse. Additionally, we will be preparing to separate the businesses as announced on February 24, 2021.

Sincerely,



Christopher M. Crane,
President and Chief Executive Officer

RELIABILITY AND RESILIENCE DURING COVID-19

Throughout the pandemic, we have remained focused on providing safe, clean, affordable and reliable energy to our customers and communities. Our employees understand the essential role we play in ensuring the lights are on and the gas is flowing — in emergency response centers, hospitals and across our communities. We are proud of the ability of our workforce to adapt to these challenging conditions.

Given the crucial importance of energy to our communities, Exelon already had in place robust emergency and contingency plans to maintain operations and business continuity. At the start of the pandemic, we activated the executive-level Crisis Management Team to coordinate our overall response. We also connected with industry organizations to ensure we were sharing and applying best practices.

Once our team moved into long-term pandemic response operations, we shifted focus from daily needs, like securing the personal protective equipment (PPE) supply chain, to supporting vaccine distribution and ultimately using the lessons learned to develop new and more flexible workspace arrangements. We also

developed criteria and plans for phased, responsible re-entry to the workplace. Throughout the pandemic, we have maintained a clear focus on our employees, our customers and our communities.

Employees

Exelon's leadership and safety and occupational health professionals have worked tirelessly to keep our employees and customers safe by ensuring adherence to the Centers for Disease Control and Prevention (CDC) guidance and compliance with state and local requirements. Our actions aim to protect the health of our employees and customers and reduce virus transmission by:

- Providing proper protective gear and sanitizer;
- Implementing screening protocols for essential workers;
- Updating policies to limit person-to-person contact and ensure social distancing;
- Enhancing cleaning and disinfecting protocols and frequency;
- Enabling remote work as much as possible; and
- Limiting travel to only essential activities that cannot be performed remotely.



RELIABILITY AND RESILIENCE DURING COVID-19

We have also taken steps to help employees cope with the pandemic by enhancing and instituting new benefits, such as expanded childcare support, additional pay continuation for COVID-19 quarantining and illness and providing 100 percent coverage for all in-network COVID-19 treatment (including testing, telehealth and diagnostic visits) for those who are enrolled in Exelon medical coverage. Exelon has also provided employees with the opportunity to take advantage of government relief under the Employee Savings Plan, medical plans and flexible spending account plans. We encouraged use of our employee assistance program, provided useful mental health support for remote workers and created forums for networking and social interaction.

Exelon remains a significant source of information on the pandemic for our employees. Through regular updates and a mobile-friendly website, employees stay up to date on the latest CDC guidance and company information, such as including how to voluntarily record vaccinations to support business continuity planning and vaccination efforts.

Although responding to COVID-19 has been challenging, we gained understanding that will help us shape the workplace of the future at Exelon. Shortly after we directed a large subset of our employees to work remotely, which they have now been doing for more than a year, we learned that productivity was not adversely impacted; costs associated with travel and other activities decreased; and employees highly valued the flexibility of working remotely, something we had not generally done prior to COVID-19. As we look to the future, we plan to have some employees working remotely on a regular basis while some will have the flexibility to work remotely at times; some employees will still need to report to Exelon power plants, field operations and

office locations. This arrangement will give employees the flexibility they desire and contribute to reducing operating costs. Current plans are to begin adopting these practices as employees resume in-person working.

Customers

All Exelon utilities are working to ensure continued reliable energy service during these difficult times. Each of our utilities maintains a website dedicated to COVID-19 that includes information on utility programs to help customers, operations safety protocols and COVID-19 scam alerts. All six of our utilities temporarily suspended service disconnections and late payment charges in accordance with state government direction. For more information, visit Atlantic City Electric ([ACE](#)), [BGE](#), [ComEd](#), Delmarva Power & Light Company ([DPL](#)), [Pepco](#) and [PECO](#). In addition to our utility websites, Exelon Corporation has established a [corporate website dedicated to COVID-19](#).

Communities

Throughout the pandemic, Exelon, the Exelon Foundation and our family of companies have worked with local and national relief organizations to further support our communities. During 2020, we contributed more than \$8 million to these organizations for pandemic response. Throughout the year, we continued supporting organizations as planned when events were canceled. Additionally, our employees continue to donate time to community causes, either virtually or with proper protective gear and social distancing (see the [Employee Philanthropy and Volunteerism](#) section of this report).

TAKING ACTION FOR RACIAL EQUITY

While 2020 will forever be associated with the global pandemic, it will also be remembered for the renewed focus on social and racial justice. The deaths of George Floyd and several other Black Americans ignited protests across the country and drew attention to disturbing gaps in social justice and racial equity in America.

In keeping with its corporate values, Exelon joined nationwide calls to address inequality wherever it exists. Immediately following these events, the company spoke out to make its position clear, “There is no room in our company for hate, intolerance, discrimination or harassment of any kind — either obvious or covert — toward our colleagues or customers. We cannot tolerate it and none of us can stand by quietly if we observe it.”

In a message to all 32,340 Exelon employees, President and CEO Chris Crane wrote:

“Our leaders and I feel strongly that we can’t stay silent, that we need to speak out publicly against racism and injustice. As a Fortune 100 company that plays a critical leadership role in our communities and our industry, we have an obligation to live our values both within and outside our walls.”

Racial Equity Task Force Created

Exelon further enhanced its focus on diversity, equity and inclusion (DEI), establishing a company-wide Racial Equity Task Force (RETF) with executive leadership. The task force is reinforcing individual and organizational accountability in Exelon’s culture through annual performance goals, hiring practices and increased transparency. It also supports advocacy for more equitable government policies and is undertaking a review to ensure that our political and political action committee (PAC) contribution practices reflect our values. For customers, the task force is developing outreach programs for our underserved communities to drive awareness of, and access to, reliable and clean energy, energy efficiency and solar. The RETF is also establishing partnerships with energy assistance agencies that will facilitate customers’ access to federal, state and local energy assistance funding.

A More Inclusive Culture

Internally, we are engaging with employees to drive an improved culture of accountability for DEI. This year, we added a new DEI performance goal for all non-represented employees that will help us achieve a more inclusive workplace. Despite decreased hiring, promotion and turnover activity in 2020, Exelon met its diverse employment goal. Overall diversity within Exelon is now 43.1 percent, supported by 58 percent diverse external hires, 53 percent diverse promotions and lower turnover rates for both minority men and minority women. We will continue to focus on this goal going forward, identifying and setting more specific goals while emphasizing both individual and organizational action in support of diversity, equity and inclusion (see the [DEI section](#) of this report for more information).

TAKING ACTION FOR RACIAL EQUITY

Powering Our Communities

Exelon seeks to bring economic equity and empowerment to underserved communities by helping create jobs and opportunities where too few exist today. We support an extensive array of STEM learning programs to educate the next generation workforce and advance meaningful change. For example, our annual STEM Leadership Academy continues to provide young women the opportunity to participate in mentor-guided, hands-on activities and experiments, preparing them for future careers in STEM where women and people of color are traditionally underrepresented.



Students receive electric distribution system training at the DC Infrastructure Academy.

With more than 100 different workforce development programs across our six utilities and the generation business, we are working to equip the unemployed and underemployed in our operating regions with valuable job skills. A highlight of our workforce development efforts — Infrastructure Academies at each of Exelon's utilities — create pathways into utility careers through training programs offered in partnership with other entities. Examples include the ComEd CONSTRUCT program, sponsored by a coalition of construction and related industry companies providing equal employment opportunities in Illinois, and Pepco's DC Infrastructure Academy that prepares participants for jobs with leading companies, helping to create a path to the middle class. We further describe STEM Academies and our support for education and workforce development in the report section on [Giving Back to Communities](#).

Transforming Partnerships

Exelon increased its total diverse supply spend by 15 percent, to \$2.7 billion in 2020, exceeding \$2 billion for the fourth consecutive year and setting a new record for diverse spend despite the challenges posed by COVID-19. We are developing partnerships with regional chambers of commerce to provide grants and small business loans to help strengthen minority-owned small businesses and foster economic empowerment and entrepreneurship. Additionally, Exelon has launched a new program with three regional affiliates of the National Minority Supplier Development Council to grow Black-owned businesses in the utility industry, with a focus on Exelon's key markets.

About Exelon

BY THE NUMBERS

32,340
employees

9.1 million
electric utility customers

1.4 million
natural gas customers

2 million
competitive retail customers

21.6 million
people in utility service areas

22.3 million MWh
saved through utility customer
energy efficiency programs

8.8 million electric smart meters
93.4 percent of customers

1.3 million advanced gas meters
96.6 percent of customers

15 consecutive years
on the Dow Jones Sustainability
North America Index

A- score
on CDP Climate Change Survey

B score
on CDP Water Survey

A rating
on MSCI ESG review

94.3 score
CPA-Zicklin Index on political
disclosure

11,162 miles
of electric transmission lines

150,762 miles
of electric distribution lines

30,993 miles
of natural gas transmission,
distribution and service lines

25,590 square miles
of combined electric and gas
utility service area

613 MW
of solar in 11 states and the
District of Columbia

746 MW
of wind in 10 states with
703 turbines at 22 locations

31,271 MW
owned generating capacity

161 million MWh —
almost two times more zero-
carbon generation (in MWh) than
the next largest producer

93.9 pounds per MWh —
power generation carbon dioxide
intensity four times cleaner than
the next cleanest large producer

78 million metric tons
of GHG emissions avoided
through Exelon zero-carbon
nuclear generation

150,427
utility customers with 1,995 MW
of net metered renewable energy

EXELON FAMILY OF COMPANIES



Energy Generation



Energy Sales and Services



Transmission and Delivery



An Exelon Company



An Exelon Company



An Exelon Company



An Exelon Company



An Exelon Company



An Exelon Company

Exelon Corporation (Exelon) is a Fortune 100 company headquartered in Chicago that supplies power generation, competitive energy products and services and electric and gas transmission and delivery. We are the nation's largest utility by customer count and the largest producer of emissions-free energy.

- Exelon is the third-largest power generator in the United States on an electric output basis, with 31,271 megawatts (MW) of owned capacity as of December 31, 2020.
- As the nation's leading energy provider in competitive energy markets, Exelon conducts business in 48 states, the District of Columbia and Canada. The company's competitive energy business unit, Constellation, provides energy products and services to approximately two million residential, public sector and business customers, including three-fourths of the Fortune 100.
- Our six utilities deliver electricity and/or natural gas to approximately 10 million customers in New Jersey (ACE), northern Illinois (ComEd), Delaware (DPL), southeastern Pennsylvania (PECO), Maryland (BGE, DPL and Pepco) and the District of Columbia (Pepco). ACE, DPL and Pepco are held under Pepco Holdings, LLC (PHI). In some instances, this report refers to four, rather than six,

utilities. This occurs in instances where we track the performance or results of PHI as a whole, rather than its component utilities.

Of the \$2.0 billion Exelon GAAP net income in 2020, approximately 75 percent was from our regulated utilities and 25 percent was from our Generation business unit (including Constellation). Exelon is a publicly traded company listed on the Nasdaq Global MarketSM under the symbol EXC. As of March 1, 2021, there were 976,760,039 shares of common stock outstanding.

Strategic Business Review and Planned Separation

Exelon periodically reviews its business to ensure that its organizational structure is optimized to meet the needs of its customers, communities and shareholders in the context of a dynamic and evolving energy system. Based upon the most recent review that was initiated in 2020, Exelon announced on February 24, 2021 that its Board of Directors had approved a plan to separate its utilities business, comprised of the company's six regulated electric and gas utilities, and Generation, its competitive power generation and customer-facing energy businesses, dividing into

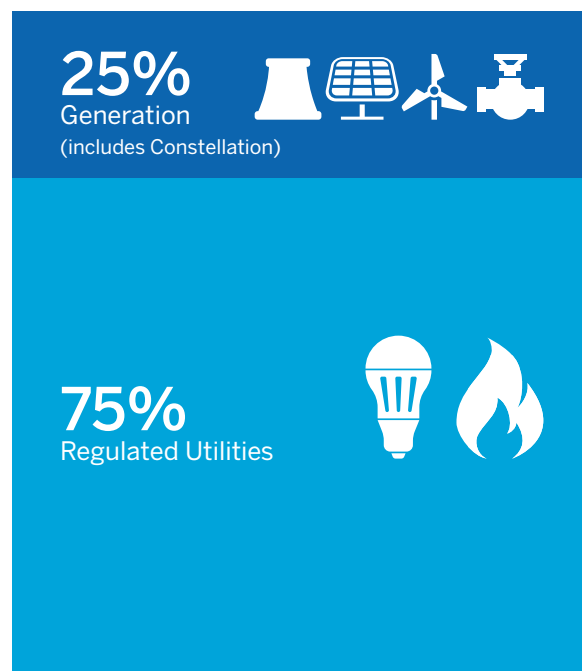
two publicly traded companies with the resources necessary to best serve customers and sustain long-term investment and operating excellence. The separation will give each company the financial and strategic independence to focus on its specific customer needs, while executing its core business strategy. Exelon is targeting to complete the separation in the first quarter of 2022, subject to final approval by Exelon's Board of Directors, a Form 10 registration statement being declared effective by the SEC, regulatory approvals and satisfaction of other conditions. For more information, please see Exelon's [press release](#) that announced the business separation and our [Separation Facts webpage](#) that will be updated throughout 2021.

In addition to reviewing Exelon's organizational structure in 2020, Exelon announced several additional significant changes to our businesses:

- On December 8, 2020, Generation entered into an agreement with an affiliate of Brookfield Renewable Partners L.P. for the sale of a significant portion of Generation's solar business, including 360 MW of generation in operation or under construction across more than 600 sites across the United States. Generation has retained certain solar assets not included in this agreement, the largest of which is the 242 MW Antelope Valley project in California. Completion of the transaction occurred on March 31, 2021.

BUSINESS COMPOSITION BY GAAP NET INCOME

As of December 31, 2020



FINANCIAL PERFORMANCE

dollars in millions, except for earnings and dividends per share

	2018	2019	2020
Revenues	\$ 35,978	\$ 34,438	\$ 33,039
Operating expenses	32,143	30,096	30,240
Net income attributable to common shareholders	2,005	2,936	1,963
Total assets	119,634	124,977	129,317
Total liabilities	86,587	90,404	94,449
Total equity (includes non-controlling interests, preferred securities and preference stock)	33,047	34,573	34,868
Earnings per common share (diluted) ¹	2.07	3.01	2.01
Dividends per common share (diluted)	1.38	1.45	1.53
Cash flow from operations	8,644	6,659	4,235
Payments to capital providers and the government	2,848	3,143	3,023
Dividends paid on common stock	1,332	1,408	1,492
Interest (net of amount capitalized)	1,421	1,470	1,521
Income taxes paid (net of refunds) ²	95	265	10

¹ Earnings represented are in accordance with GAAP.

² Taxes other than income are not included.

- In August 2020, Generation announced the early retirement of the Byron Generating Station in September 2021 and the Dresden Generating Station in November 2021. The planned retirements are due to economic distress caused by market designs that do not currently compensate these nuclear plants for their unique contribution to grid resilience and their ability to produce large amounts of energy without carbon emissions and other air pollution. The current licenses from the U.S. Nuclear Regulatory Commission (NRC) for Byron Units 1 and 2 expire in 2044 and 2046, respectively, and the licenses for Dresden Units 2 and 3 expire in 2029 and 2031, respectively.
- Generation further announced in August 2020 that Mystic Units 8 and 9 combined cycle gas turbines would retire after their cost-of-service commitment expires in May 2024.
- Several smaller power generation facilities were retired on June 1, 2020, including Fairless Hills (60 MW), Notch Cliff 1-4 (64 MW), Pennsbury (6 MW) and Westport (116 MW).

2020 EXELON-OWNED CAPACITY AND GENERATION¹

	Capacity ²		Generation output ³	
	MW	%	GWh	%
Nuclear	18,880	60.4%	156,637	86.4%
Gas	6,358	20.3%	19,341	10.7%
Oil/Gas	1,868	6.0%	372	0.2%
Hydroelectric	1,642	5.3%	1,249	0.7%
Oil	1,104	3.5%	20	0.0%
Wind	746	2.4%	2,188	1.2%
Solar	613	2.0%	1,123	0.6%
Landfill Gas/Biomass	50	0.2%	438	0.2%
Energy Storage	10	0.0%	—	0.0%
Total	31,271	100%	181,369	100%

1 Exelon Generation sells its electric output in competitive markets. Exelon utilities procure default electric supply through competitive processes and some default utility supply may come from Exelon Generation and the resources listed here.

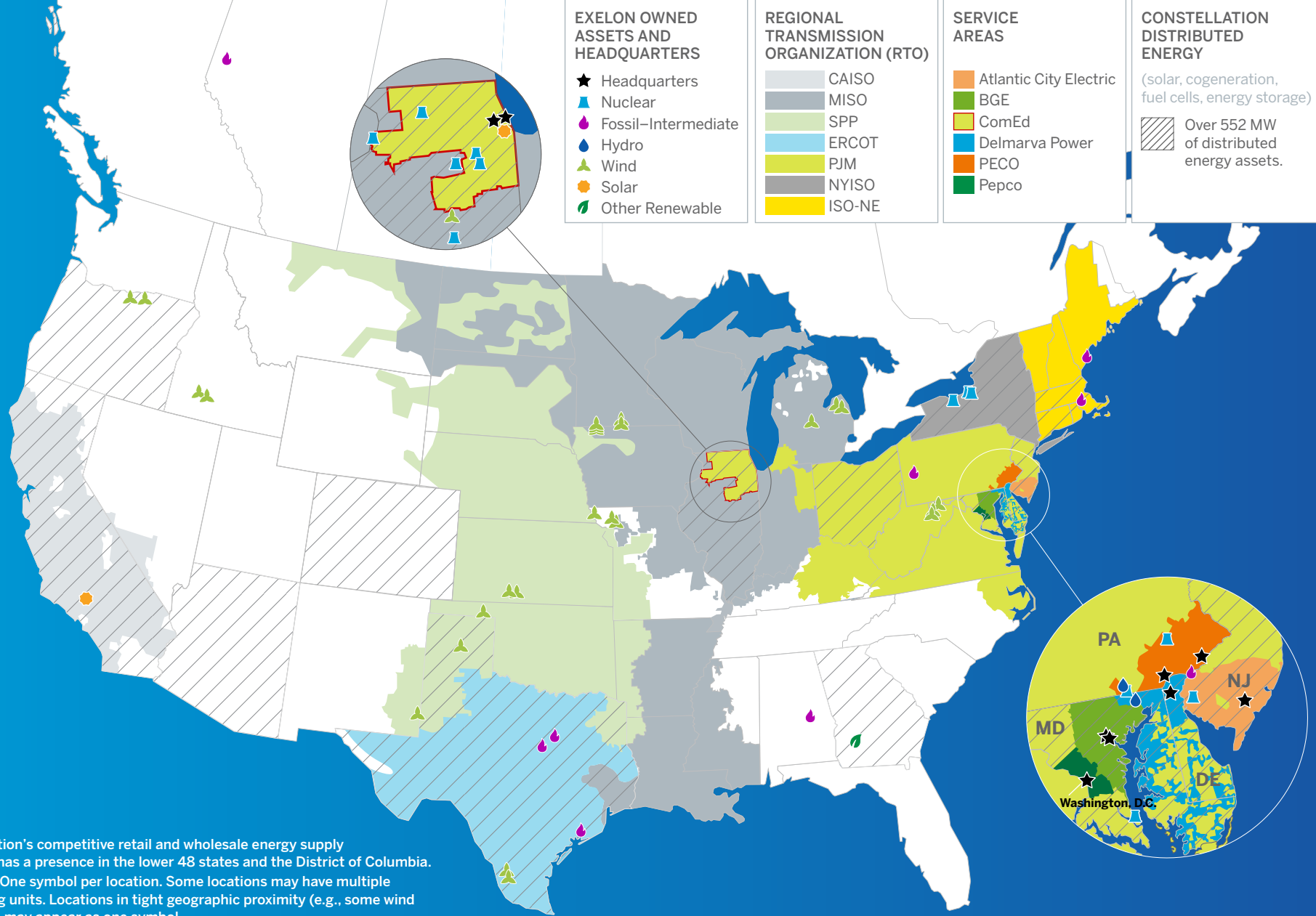
2 Equity share of capacity as of Dec. 31, 2020. For nuclear stations, capacity reflects the annual mean rating. Fossil stations reflect a summer rating. Wind and solar facilities reflect nameplate capacity. Source: Item 2. Properties of the 2020 Exelon 10-K, pp. 47–50.

3 Equity share of gigawatt-hour (GWh) production in 2020 for period of ownership during the year.

INVESTMENT GRADE RATINGS

	Credit Ratings ¹		
	Moody's	S&P	Fitch
Exelon	Baa2	BBB	BBB+
ACE	A2	A	A-
BGE	A3	A	A
ComEd	A1	A	A
DPL	A2	A	A
PECO	Aa3	A	A+
Pepco	A2	A	A-
Generation	Baa2	BBB-	BBB

1 Senior unsecured ratings as of May 10, 2021, for Exelon, Exelon Generation and BGE and senior secured ratings for ComEd, PECO, ACE, DPL and Pepco.



- Constellation's competitive retail and wholesale energy supply business has a presence in the lower 48 states and the District of Columbia.
- Symbols: One symbol per location. Some locations may have multiple generating units. Locations in tight geographic proximity (e.g., some wind locations) may appear as one symbol.
- Peaking plants are not included on this map.

EXELON SERVICE AREA AND GENERATION ASSETS AS OF DECEMBER 31, 2020*

* On March 31, 2021, Constellation closed the sale of most of its solar business to Brookfield Renewable. The sale included approximately 360 MW of Constellation's solar generation portfolio. Constellation retains a limited amount of commercial solar in Maryland, Colorado and California. Exelon Generation continues to own the utility-scale AVSR solar project in California.

EXELON PERFORMANCE DATA 2018–2020¹

	2018	2019	2020
Financial and business results			
Revenue (million USD)	\$35,978	\$34,438	\$33,039
Exelon-owned capacity (MW)	32,463	31,594	31,271
Exelon-owned generation (GWh)	194,224	189,117	181,111
Nuclear capacity factor	94.6%	95.7%	95.4%
Dispatch match	98.1%	97.9%	98.4%
Wind/solar energy capture	96.1%	96.3%	93.4%
Customers			
Cumulative Exelon utility customer energy efficiency (EE) program savings			
EE savings (million MWh)	21.52	22.26	22.34
GHG emissions avoided by EE programs (million metric tons CO ₂ e)	9.88	8.84	8.07
Customer satisfaction index			
BGE	8.06	8.18	8.39
ComEd	8.04	8.17	8.27
PECO	8.00	8.18	8.27
PHI	7.72	7.78	7.98
Reliability — SAIFI (average interruptions per customer)			
BGE	0.84	0.76	0.70
ComEd	0.61	0.55	0.47
PECO	0.82	0.79	0.70
PHI	0.81	0.76	0.68

¹ Additional context for the metrics in this table is available by clicking the hyperlinks in the left column.

	2018	2019	2020
Communities			
Corporate and foundation giving (million USD)	\$51.3	\$51.5	\$58.4
Volunteer hours (in thousands)	241.0	250.8	133.2
Spend with minority suppliers (billion USD)	\$2.2	\$2.4	\$2.7
Employees			
OSHA recordable rate	0.57	0.57	0.53
Number of employees	33,298	32,937	32,340
Women in employee workforce	23.7%	24.4%	24.5%
People of Color in employee workforce	26.3%	27.8%	28.5%
Environment			
Total GHG emissions (Scope 1 and 2, location-based, thousand metric tons CO ₂ e)	15,646	15,498	13,720
Total water use (million gallons per year)	18,986,062	15,836,810	13,964,154
Total consumptive water use (million gallons per year)	228,422	248,114	173,297
Percent of total water use that is consumptive	1.2%	1.6%	1.2%
CO ₂ emission intensity (lb/MWh — owned generation)	100.4	100.0	93.9
NO _x emission intensity (lb/MWh — owned generation)	0.02	0.02	0.01
SO ₂ emission intensity (lb/MWh — owned generation)	0.01	0.002	0.001

Managing Sustainability

Exelon's commitment to sustainability and addressing environment, social and governance (ESG) issues is central to our mission of providing clean, reliable, affordable and innovative energy products and services. Our commitments to the highest ethical standards, operational excellence and environmental stewardship drive us to conduct business in a way that is sustainable for our customers, our employees and the communities in which we operate.

Key Sustainability Issues


The [Global Reporting Initiative \(GRI\)](#) defines key issues that reflect an organization's significant social, economic and environmental impacts or that substantively influence its stakeholders. In 2020, we reviewed the 23 issues included in our 2019 report and their definitions. We determined the continued relevance of the issues to Exelon and our stakeholders based on our strategy and objectives, peer reviews, stakeholder engagement and external indices and frameworks. All findings and results were reviewed by the Corporate Sustainability Report Editorial Board, comprised of executives from Exelon's operating companies and business services organization. Updates to our issues included the addition of COVID-19 support for employees and communities, our enhanced focus on workforce development and empowerment and clarification of Exelon's commitment to engage with industry associations in support of strong climate change action.

In particular, we reviewed:

- Customer, community, policy leader, investor and employee engagements and surveys and requests for sustainability information;
- Edison Electric Institute (EEI) surveys of large utility investors and environmental, social and governance (ESG) communications;
- Electric Power Research Institute (EPRI) Priority Sustainability Issues for the North American Electric Power Industry;
- Exelon's Enterprise Risk Heatmap;
- A media review of the company and our sector;
- Sustainability disclosure and rating frameworks including GRI, SASB, CDP, TCFD, DJSI, MSCI, Sustainalytics and the Climate Action 100+ Benchmark; and
- Our Ceres stakeholder engagement summary.

We continue to align our business with global sustainability initiatives, particularly the United Nations Sustainable Development Goals (SDGs). The 17 goals and 169 targets provide a framework for governments, businesses and organizations to advance sustainable development. Exelon's business and sustainability activities indirectly address nearly all the goals; however, our focus is on the three priority SDGs that most directly align with our business at the target level: SDG 7, Affordable and Clean Energy; SDG 9, Industry, Innovation and Infrastructure; and SDG 13, Climate Action.

We further discuss this alignment in the report section on [Building an Energy Company for the Future](#). In the table below, we map the SDGs aligned with our business alongside our key sustainability issues, and why they are important. We prioritize our sustainability issues alphabetically by report section.



KEY SUSTAINABILITY ISSUES

*Orange SDGs represent Exelon's three priority SDGs

Key Issues	Relevant SDGs	Why It Is Important
BUILDING AN ENERGY COMPANY FOR THE FUTURE		
Energy system resilience	7, 9, 13	The provision of reliable, clean and affordable energy supplies can be affected by many factors, including climate change. Resilience is achieved through fuel diversity, sufficient generation with firm fuel availability, transmission and distribution systems that incorporate new technologies and that are well maintained, and regulatory and market structures that evolve to maintain a robust system.
Generation efficiency	7, 12	Converting renewable, fossil and nuclear energy as efficiently as possible into useful electric power results in lower costs per kilowatt-hour produced and maximizes the production of useful energy from natural resources.
Investments in energy infrastructure and systems	7, 9, 13	Continued investment in the grid ensures reliable, more resilient and more efficient transmission and distribution of electricity and gas, including the ability to deliver the Exelon Utilities' Strategy to provide customers with clean and affordable energy choices and a world-class customer experience.
Value of clean energy	7, 13	Customer interest in clean energy requires appropriate valuation of all forms of reliable clean energy resources in the marketplace to ensure continued net gains in low-carbon resources and continued progress toward a lower-carbon economy.
ADDRESSING CLIMATE CHANGE		
Climate change risks and opportunities	11, 13	Climate change exacerbates many of the system challenges that Exelon has managed for decades, such as storm restoration. However, climate change also represents business opportunities (such as electrification of the economy) and risks (such as energy system resilience). Through climate scenario evaluation, Exelon is identifying actions to manage risks and pursue opportunities that will benefit customers.
Greenhouse gas (GHG) emissions	7, 9	GHG emissions drive climate change and must be dramatically and expeditiously reduced to move the U.S. economy toward a net zero emission outcome. Through the Exelon Utilities' Strategy and our position as the nation's largest producer of zero-carbon electricity, we are uniquely positioned to help our customers reduce their emissions as we continue to reduce our own operational GHG emissions.
CREATING VALUE FOR CUSTOMERS		
Energy affordability	7	Reasonably priced electric and gas service, with updated regulatory frameworks to support the grid of the future, enables performance across all sectors of the economy and allows customers to benefit from smart grid investments and lower-carbon energy solutions.
Innovative products and services	7, 9, 13	By delivering innovative products and services that give customers more choices and control over their energy usage, and by evolving our business to support increased electrification of the economy through measures such as electric vehicles, Exelon enhances both customer and shareholder value.
Service to customers	7	Meeting our commitment to provide reliable service, achieving high customer satisfaction, and enabling and empowering customers to buy, manage and use energy efficiently and cost-effectively are all critical aspects to ensure we provide ongoing value to our customers.
PARTNERING WITH OUR COMMUNITIES		
Community empowerment and workforce development	4, 8, 10	Exelon's business value and success are inextricably linked with the success of the communities that we serve. Exelon supports local communities through jobs, taxes paid, corporate philanthropy, community engagement and stakeholder partnerships that grow opportunities for people and city and regional economies, including workforce development.
Public health and safety	3	With operations throughout multiple states and hundreds of communities, Exelon must protect the public health and safety of those in the regions we serve in the course of our daily operations and in the case of an emergency event. This includes customer and community support during the COVID-19 pandemic.

Key Issues	Relevant SDGs	Why It Is Important
A SAFE, INNOVATIVE AND REWARDING WORKPLACE		
Diversity, equity and inclusion	5, 8, 10	Fostering a diverse and inclusive workplace ensures that our employees and supply chain reflect and recognize the varied perspectives of our customer base and society, allowing Exelon to succeed by drawing upon a much larger pool of ideas and resources.
Employee engagement	8	Our employees are our greatest asset. Engaged employees help us succeed in understanding and meeting customer expectations and continuing to innovate into the next-generation energy company.
Health, safety and wellness	3	We take every precaution to minimize health and safety hazard exposure to employees as they work to ensure public safety and to support employee wellness and our workforce during the COVID-19 pandemic. Prioritizing health and safety builds a desirable work environment, reduces health care costs and improves business performance.
Talent attraction, development and retention	4, 8	Exelon must continue to seek skilled employees, particularly in the STEM areas, to enable our continued evolution into the next-generation energy company and address challenges posed by an aging workforce. Investing in our employees and potential future employees through focused training and development helps Exelon maintain the cutting-edge workforce we need to best serve our customers as the next-generation energy company.
MANAGING OUR ENVIRONMENTAL IMPACTS		
Air quality	3, 11	By focusing on low-emission generation technologies and protective air quality standards, Exelon is supporting a healthier environment for our customers.
Habitat and biodiversity	6, 14, 15	With Exelon utility service areas encompassing 25,590 square miles and generation asset properties in 18 U.S. states and Alberta, Canada, Exelon manages unique habitats that can be enhanced to benefit biodiversity.
Nuclear fuel cycle	12	As the largest nuclear generator in the United States, Exelon Nuclear is focused on the effective and efficient management of spent nuclear fuel and radiological wastes to ensure employee and public safety, including during plant decommissioning.
Water management	6	The effects of climate change and increasing demand for shared water resources require Exelon to continue to minimize consumptive water use and water quality impacts, and may offer new business opportunities related to responsible water use.
ENHANCING CORPORATE GOVERNANCE		
Corporate governance	16	An ethical culture with strong corporate governance and risk management processes is critical to maximizing Exelon's operational results, minimizing risks and ensuring compliance with applicable laws and regulations, in concert with the Corporate Governance Committee's oversight of Exelon's sustainability performance.
Cybersecurity/physical security	13	Protection of customer information and Exelon's electronic and physical assets is of paramount importance, as our transmission, distribution and generation assets represent critical national infrastructure.
Policy engagement	13	Exelon's businesses are subject to a wide range of government laws and regulations. Exelon seeks to engage with policy makers to find solutions that support our business interests, provide more value to customers and create desirable outcomes for stakeholders. This includes pressing our industry associations to support aggressive responses to combat climate change.
Sustainable supply chain	12	Working with our suppliers and industry peers to build a sustainable supply chain that delivers quality products and services for Exelon, supports local and diverse businesses in the communities in which we operate, drives eco-efficiency up through the supply chain, ensures supply chain continuity and upholds human rights.

Stakeholder Engagement

Through regular engagement with our stakeholders, we improve our understanding of emerging trends affecting our business and address stakeholder needs and concerns. We use stakeholder feedback to inform our sustainability strategy and business plans.

Every year, we facilitate specialized forums with individual stakeholder groups to discuss their sustainability interests and concerns to incorporate in our business and sustainability planning. For example, since 2008 we have engaged with Ceres, a nonprofit organization advocating for sustainability leadership. Ceres provides an external perspective on key issues to help Exelon advance our sustainability performance. As part of the engagement, Ceres convened a group of external stakeholders and Exelon participants in April 2020 to participate in a structured feedback session. The session focused on talking with investors about their expectations for sustainability and ESG performance and disclosures. A summary of the resulting discussion is available on our website. Our April 2021 stakeholder engagement session with Ceres focused on the topic of Climate Justice.

To explore avenues for improving sustainability performance as measured by the Dow Jones Sustainability Index (DJSI) scorecard, we engaged with S&P Global, an international investment company with a specific focus on sustainability investments, whose analysis forms the basis for DJSI scores. We also engaged with CDP on our disclosure results to better understand scoring and areas for improvement in the areas of climate change, water and supplier disclosures. Other engagement included our response to the Climate Action 100+ benchmark initiative and discussions with our lead Climate Action 100+ investor, California Public Employees' Retirement System.

Our operating companies also participated in dozens of stakeholder engagement activities related to specific local issues. In recent years, investors have sought more information about climate risk management, human capital and social equity issues, broader ESG issues and, most recently, support for communities and employees through the COVID-19 pandemic. In response, Exelon engaged with more than 20 institutional investors in 2020 representing over 33 percent of our market capitalization. We will continue engaging with investors and communities in the coming years to ensure that our sustainability strategies and disclosures align with the needs of our stakeholders.



Listening to Our Stakeholders

Exelon continues to develop more meaningful relationships with our stakeholders. To build these relationships, we must understand stakeholders' expectations and how to meet them. In recent years, Exelon has conducted comprehensive research, using extensive qualitative (focus groups and in-depth interviews) and quantitative (online and telephone surveys) research to explore and validate stakeholder perspectives. Research has included key stakeholders, including customers, investors/analysts, communities, employees and policy leaders.

One of the most important insights from the research is that the social and environmental expectations of our stakeholders are greater for us than for other consumer product companies. This is due to both our unique relationships with our customers and communities, as well as the "universality" of our utilities business. Our stakeholders view us as both a business that serves individual customers and as a public service to our communities. Therefore, we must balance the changing needs of customers with a commitment to address social and environmental challenges. The research identified four critical pillars to building deeper stakeholder relationships. Each pillar contains more specific, prioritized themes that contribute to meeting expectations.

Customer Centricity. Customer expectations rapidly change for our business, with higher expectations for control and convenience. Exelon and our operating companies continue to exceed our customers' expectations for reliability and operational performance.


Health, Safety, Environment. Carbon reduction and clean energy is a top priority for all of our stakeholders. The most important expectation is to demonstrate our leadership in helping customers and communities lower their carbon footprint.

Innovation Agenda. Stakeholders expect us to continue to innovate. They want to understand Exelon's long-term vision of the future of energy and how we are working toward our vision.

Corporate Stewardship. Our business has a unique responsibility to partner with the communities in which we operate, because these communities are part of the foundation of our company. The universal nature of our business — serving everyone no matter who they are — represents one of our deeply rooted principles: the value of equity and inclusion.

EXELON CORPORATION BRAND PILLARS

Research identified four critical pillars to building deeper stakeholder relationships. Each pillar contains more specific, prioritized themes in order to meet expectations.



Exelon considers all stakeholder interests as we work together to create the energy system of the future.

SUSTAINABILITY SCORES AND RECOGNITIONS

We participate in several voluntary reporting initiatives and we are rated by a number of third parties that provide investors with information on Exelon's ESG performance. In almost all cases, Exelon scores in the top quartile or better among its peers. For more information on Exelon's ESG scoring and performance, please see [Exelon's Annual ESG Report](#) to Investors.

Rater	Exelon Score	Scale	Comment
Bloomberg	68	Score: 0–100	<ul style="list-style-type: none"> • Top quartile among major peer companies
ISS ESG Quality Score	Environment: 2 Social: 6 Governance: 4	Score: 0–10	<ul style="list-style-type: none"> • Disclosure scores: scale 1–10 • Lower score is better
CDP Climate Change	A-	Letter Grade: A to F	<ul style="list-style-type: none"> • Leadership level score in 2020
CDP Water	B	Letter Grade: A to F	<ul style="list-style-type: none"> • Management level score in 2020
DJSI Survey (S&P Global)	76 / 77th percentile	Score: 0–100 / Percentile Rank	<ul style="list-style-type: none"> • North America Index 15 consecutive years • Sustainability Yearbook 2021 inclusion
Sustainalytics	24.1	Score: 0–100	<ul style="list-style-type: none"> • Lower score is better • Top 13% of all utilities
MSCI	A	AAA to CCC ratings	<ul style="list-style-type: none"> • Top 22% among global utilities
2020 CPA-Zicklin Index	94.3	Score: 0–100	<ul style="list-style-type: none"> • Top 6% of Fortune 500 companies • 4th highest utility score

Scores updated as of March 25, 2021

A close-up photograph of a person's hand plugging a white charging cable into the charging port of a white electric vehicle. The background is blurred, showing what appears to be a parking garage or charging station.


Building an Energy Company for the Future

- Deployed \$6.6 billion in capital at our utilities to meet our customer expectations in resilience, reliability and infrastructure modernization, with plans to invest \$27 billion (2021–2024)
- Announced Exelon utilities' commitment to electrify 30 percent of our fleet vehicles by 2025, increasing to 50 percent by 2030
- Achieved a 95.4 percent capacity factor at the nuclear fleet we operate, second highest in Exelon history, avoiding approximately 78 million metric tons of GHG emissions

Exelon powers a cleaner and brighter future for our customers and communities. Our commitment to understanding and addressing our customers' needs and interests drives us to build an energy company for the future. Exelon utilities are investing in and modernizing our energy infrastructure for safer and more reliable and resilient service. This investment in modernization provides customers broader access to clean and affordable energy choices to foster more equitable communities. Our utilities work with community partners to take on shared challenges and opportunities related to climate change, economic development and improved quality of life. We harness the strength and capabilities of our six utilities, delivering clean energy services and technology solutions that enhance our customers' lives and help our communities thrive.

Constellation, our competitive power business, partners with customers across the country on sustainable energy solutions. Exelon's low-carbon generation fleet produces almost 12 percent of the nation's zero-carbon electricity, and our emissions intensity is nearly 90 percent lower than the industry average. We support and invest in climate action that maximizes and expands the capacity of our nuclear facilities, continued operation of which is essential to meeting the decarbonization goals being established by state governments and considered by federal policymakers.

Durable trends shape the future energy landscape and have a lasting mid- to long-term impact on the electric power industry. Exelon's leadership team regularly reviews these industry trends as we plan for the future of our businesses and work to deliver value for our customers and communities.



Exelon is leveraging technology and electrification to increase efficiency and reduce GHG emissions.

SIX DURABLE INDUSTRY TRENDS IDENTIFIED BY EXELON

Durable trends shape the future energy landscape and have a lasting mid- to long-term impact on the electric power industry. Exelon's leadership team regularly reviews these industry trends as we plan for the future of our businesses and work to deliver value for our customers and communities.



Rapid Advances in Technology.

Within the energy sector, the proliferation of distributed generation, storage, alternative fuels, energy efficiency and electrification technology provide new opportunities for customer choice and cost savings. Outside the sector, technologies that include advanced analytics and artificial intelligence are unlocking the potential for new capabilities.



Evolving Customer Expectations.

Customers seek greater control over their energy, improved convenience and increased customization along with heightened expectations of electric and natural gas reliability and resilience.



Natural Gas Prices. Domestic natural gas supply remains strong due to low extraction costs, continued production growth and lagging exports. Collectively, these dynamics result in sustained low natural gas prices that contribute to low wholesale electricity prices.



Growing Climate Change Concerns.

Federal, state and local activities to limit the impacts of energy use on the environment are increasing. Interest in and commitments to cleaner generation and cleaner fuels, including hydrogen, are growing. Environmental impact concerns include climate change, ground-level ozone, air toxics and water usage.

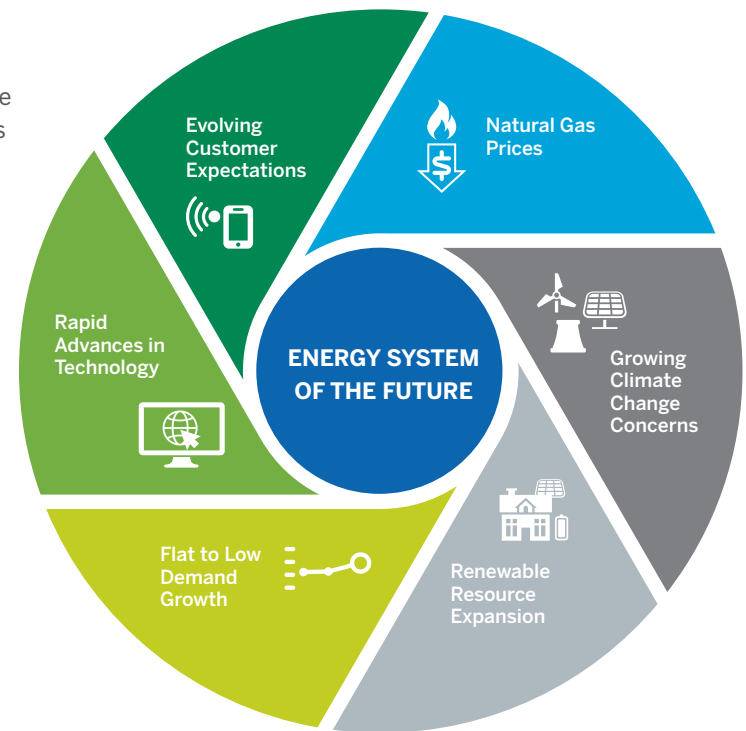


Renewable Resource Expansion.

A combination of state and federal policies, technology cost reductions and increased demand across customer classes continues to drive higher levels of adoption. Distributed renewable generation in private residential and commercial applications is also continuing to increase, driven by local reliability and grid resilience.



Flat to Low Demand Growth. After steady load growth through the 20th century, power suppliers are seeing flat to very low growth in demand in recent years, due in part to deployment of energy efficiency programs. Electrification of end uses, primarily vehicles, is expected to offset declines in load. This represents a fundamental shift in market dynamics compared with prior decades when demand growth was higher.



Exelon Business Overview

On February 24, 2021, Exelon announced its Board of Directors approved a plan to separate Exelon Utilities, comprised of the company's six regulated electric and gas utilities, and Exelon Generation, its competitive power generation and customer-facing energy businesses, into two publicly traded companies with the resources necessary to best serve customers and sustain long-term investment and operating excellence. The separation gives each company the financial and strategic independence to focus on its specific customer needs, while executing its core business strategy. The separation is expected to close by the first quarter of 2022.

In 2021, the businesses remain focused on maintaining industry leading operational excellence, meeting or exceeding their financial commitments, ensuring timely recovery on investments to enable customer benefits, supporting enactment of clean energy policies and upholding a continued commitment to corporate responsibility.



Exelon utilities operate over 7,000 fleet vehicles and we are moving aggressively toward electrification options.

Exelon operates the largest group of transmission and distribution (T&D) companies in the United States, based on the number of customers served, and the third-largest electricity generation fleet in the nation based on MWh produced. Each business faces unique opportunities and challenges related to the durable trends. We optimize our business in response to changing customer expectations, new technologies and demands on the performance of the bulk power system. The utility side of our business is working to address evolving customer interests and changing regulatory frameworks. Our Exelon utilities' strategy ensures that we are building the energy company of the future that will meet customer demand for clean, equitable and accessible energy. Our wholesale generation business operates in competitive markets where market rules govern compensation for the electricity and services provided to the system. The current market rules do not recognize the consumer and societal value of emission-free, reliable and resilient resources, resulting in polluting generators appearing less expensive than Exelon's nuclear fleet. Exelon supports changes to federal, regional and state rules and power markets to correct these market flaws.

EXELON'S KEY FOCUS AREAS

Informed by the durable trends in our industry, Exelon's strategic business approach falls into four broad categories.



Evolving Our Businesses and Markets

Exelon Utilities Strategy

Exelon’s utilities continue to invest in modernization of utility infrastructure to support safe, reliable and resilient service for customers, while advancing clean and affordable energy choices and more equitable outcomes for communities. With six operating utilities located in multiple states, the Exelon utilities’ strategy

has been designed to provide a common set of strategic expectations that guide all our utilities’ strategy implementation. While our utilities are aligned on these expectations, they may take somewhat different pathways to achieve results for our customers and communities, based on jurisdictional circumstances.

Strategy Area	Intent	Benefits
Safely Powering Reliability and Resilience	We are modernizing our energy infrastructure making it stronger, safer and more secure.	<ul style="list-style-type: none"> • Modern energy electric and natural gas infrastructure • Systems more resilient to extreme weather and disruptions • Enhanced physical security and cyber-security
Delivering World-Class Customer Experiences	We empower customers with affordable services by helping them take charge of their energy needs.	<ul style="list-style-type: none"> • Affordable energy and services and a world-class customer experience • Customers empowered with knowledge and tools to manage their energy usage, save money and reduce environmental impacts • Solutions tailored to specific customer needs, enhanced by the power of data
Advancing Clean and Affordable Energy Choices	We provide clean energy solutions and technologies to combat climate change, reduce local air pollution, and power a healthy, sustainable future.	<ul style="list-style-type: none"> • A smart energy grid that enables customer options like solar and battery storage and clean energy • Electrification options, including transportation electrification and electric vehicle charging • Enhanced access to energy efficiency options • Local air quality and environmental benefits from technology and electrification that improves health in under-resourced communities
Supporting Communities	We help power the economic health and well-being of the diverse communities we serve, and advocate for equity.	<ul style="list-style-type: none"> • Partnerships to eliminate barriers to economic empowerment through workforce development • Support for community climate and sustainability goals • Partnerships with women- and minority-owned businesses to ensure equitable opportunities and access • Strong employee volunteerism and engagement with communities where we live and work

Exelon Generation Strategy

Generation's competitive businesses create value for customers by providing innovative energy solutions and reliable, clean and affordable energy. Generation's electricity generation strategy is to pursue opportunities that provide stable revenues and match supply to customers. Generation leverages its energy generation portfolio to deliver energy to both wholesale and retail customers. Generation's customer-facing activities foster development and delivery of other innovative energy-related products and services for its customers. Generation operates in well-developed energy markets and employs an integrated hedging strategy to manage commodity price volatility. Its generation fleet, including its nuclear plants which consistently operate at high-capacity factors, also provide geographic and supply source diversity. These factors help Generation mitigate the current challenging conditions in competitive energy markets.


Public Policy: Securing the Clean Energy Future

Exelon has been a leader in promoting clean air and policies to limit greenhouse gases since the company's formation. As discussed in the [Addressing Climate Change](#) section, Exelon Generation has the lowest carbon intensity in the industry among investor-owned producers, already far below the glidepath necessary to limit average global temperature increase to below 2°C by 2050. The future of our generation emissions intensity rate will depend on the continued operation of our nuclear plants in the regional electricity markets. Exelon therefore advocates vigorously for state and federal policies that can counter flaws in these markets that allow fossil-fuel generation to appear less expensive because it can pollute for free.

Exelon also supports more stringent limits on conventional air pollutants that contribute to ozone and smog, stricter fuel economy standards and expansion of regional greenhouse gas programs. For example, we have commented in support of petitions by downwind states to limit pollution from out-of-state sources, and we have been a leader in defending rules to regulate hazardous air pollutant emissions such as mercury from coal- and oil-fired power plants. These programs protect the health and welfare of our customers, particularly those in overburdened communities.

Grid resilience and reliability continue to be high priorities. We are engaged in several ongoing state, regional and federal regulatory efforts related to transmission planning. These proceedings affect modernization and expansion of our transmission infrastructure to integrate offshore wind and other new renewable generation. We also continue to engage with industry, legislators and the U.S. Department of Energy (DOE) in policy efforts to address emerging cyber and physical threats to the grid. We are collaborating to develop tools and metrics that enable investments that strengthen system resilience.

We participate in various trade associations such as EEI, the Nuclear Energy Institute, American Gas Association, the Clean Energy Group, Gridwise Alliance and the U.S. Chamber of Commerce. These groups advocate broadly on behalf of our industry and we work with them to encourage adoption of policies that support a clean, affordable and reliable energy future for our customers and



Our utilities are working with communities to deploy more efficient electric technologies and equipment.


communities. In many cases, we are in alignment with the advocacy positions of these organizations, but not always. In cases where our views diverge, we advocate for change in the association's positions. In addition, we may voice our positions separately or in conjunction with stakeholders who are more closely aligned with us — most notably to promote and expand support for clean energy alternatives.

Our Corporate Governance Principles, our policies for interactions with federal, state and local officials, corporate and political contribution guidelines and our semi-annual political contributions reports can be found on Exelon's [Corporate Governance](#) webpage. Additional information on Exelon's governance program is in the [Enhancing Corporate Governance](#) section of this report.

Federal Clean Energy Initiatives

A comprehensive, meaningful national climate program remains Exelon's preferred pathway to address GHG emissions. Exelon is a founding member of the Climate Leadership Council (CLC) and advocates for its proposal to create an escalating, nationwide carbon fee and dividend program in the United States. The initiative would incentivize a more rapid and economical substitution of low-carbon alternatives, while paying dividends back to consumers to help mitigate program costs and protect the competitiveness of U.S. manufacturing through a carbon border adjustment mechanism. In addition to our work with the CLC, Exelon engages in the CEO Climate Dialogue, which is comprised of several major corporations and non-governmental organizations (NGOs) working to support a market-based approach to achieve meaningful GHG emission reductions across the economy. We are also actively engaged in supporting legislation to establish a national Clean Energy Standard that would drive the United States to 100 percent clean electricity and legislation to preserve existing nuclear plants, which provide 20 percent of the nation's electricity and over 50 percent of the country's carbon-free generation.

Across all our efforts, we remain focused on promoting policies that recognize, value and support all forms of existing and new zero-carbon electricity resources, hastening the transition toward a decarbonized future while reducing the costs of getting there.



The Quad Cities power station, Cordova, Illinois. Exelon's ownership share of zero-carbon nuclear generation avoided over 78 million tons of GHG in 2020.

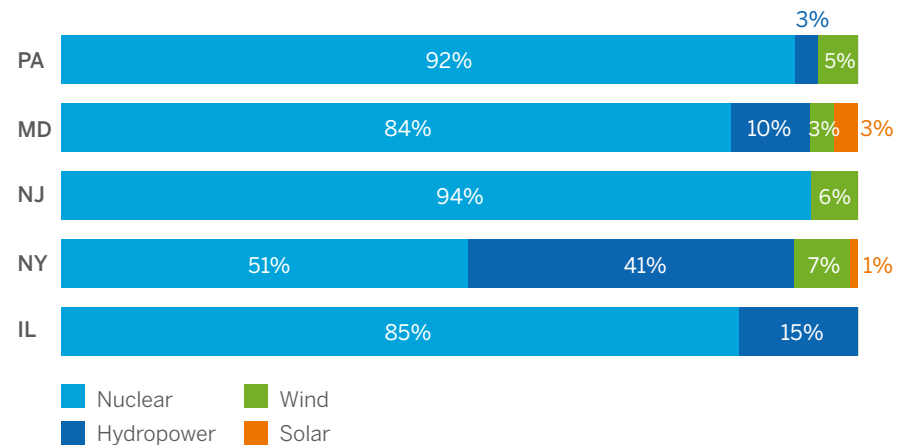
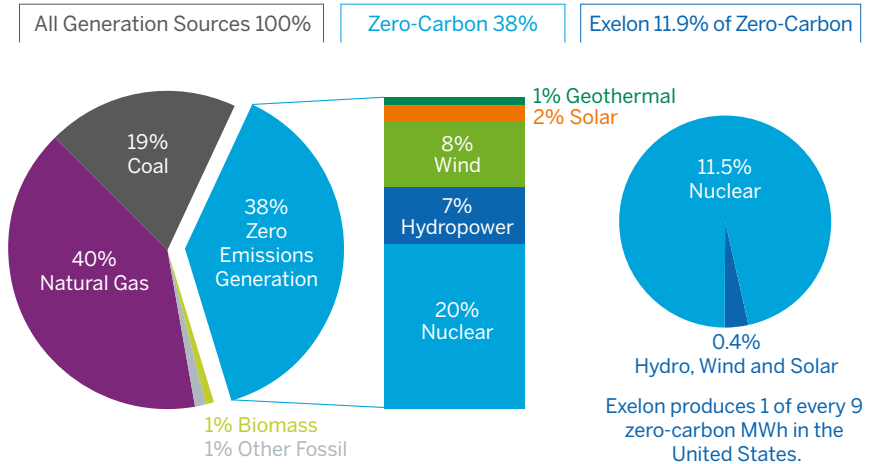
Supporting State Clean Energy Programs

In the absence of robust and timely federal action to address climate change, states have led the clean energy transformation by adopting clean and renewable portfolio standards, retaining and procuring clean electricity sources and adopting targets for reducing GHG emissions across the broader economy. These policies all seek significant decarbonization of the electric sector, and continued operation of our nation's nuclear fleet is essential to their success. Exelon therefore has supported the continued expansion of these state policies, as well as defended them from attack in the courts and before federal regulatory agencies. In coordination with a diverse group of stakeholders, Exelon also has educated states on the options available for achieving their clean energy policies through state-driven procurements while continuing to receive the benefit of participation in the broader regional market for electricity. The change in administration at the federal level provides new opportunities for Exelon to support alignment between federal and state policy makers in implementing clean energy programs.

Regional Carbon Pricing Initiatives

We continue to support regional efforts to reduce GHG emissions. One example is the Regional Greenhouse Gas Initiative (RGGI), which several states (including New Jersey, Virginia and Pennsylvania) recently took steps to join or rejoin. We advocated for adoption of a carbon adder in the New York Independent System Operator market as part of a coalition of environmental groups, labor organizations and clean energy providers. We support many eastern states' efforts to begin a Transportation and Climate Initiative (TCI), which would establish a regional approach to reducing GHG emissions from transportation fuels similar to RGGI in the power sector. Most Exelon service territory states (New Jersey, Pennsylvania, Maryland and Delaware) are participating in TCI. One key tool to reduce these emissions and to improve local air quality is electrification. Widespread electrification represents a significant opportunity to reduce GHG emissions from the transportation sector, which is currently the largest category of GHG emissions in the United States and disproportionately so in our service territories.

ZERO-CARBON ELECTRIC GENERATION IN THE U.S. AND KEY EXELON OPERATING STATES

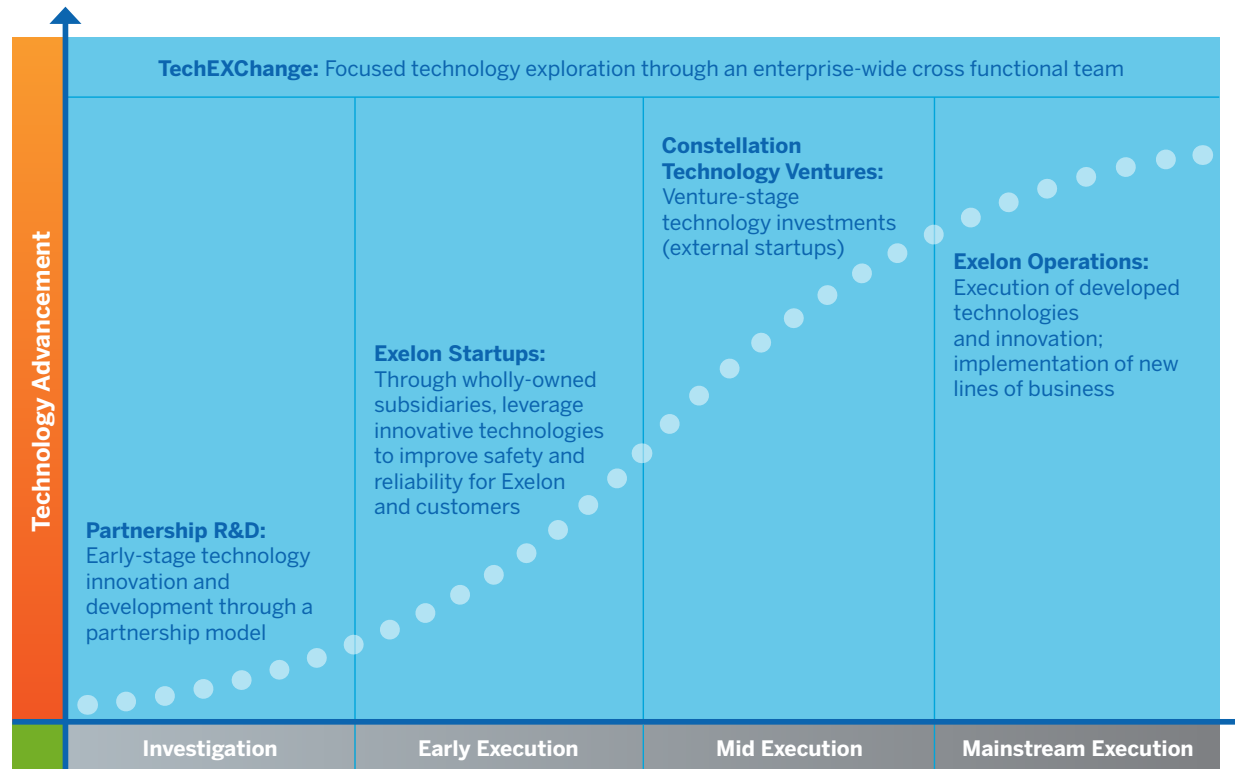


Advancing a Culture of Technology and Innovation

In response to our durable trends, Exelon focuses on advancing a culture of technology and innovation. We gather our passionate employees and external experts to develop innovative solutions for our biggest business challenges. New technologies and business models drive operational excellence and accelerate the

development of new products and services for our customers. The graphic below depicts our key programs for managing technology and innovation opportunities across all maturity levels, ranging from early investigation to full deployment across our operations.

EMERGING TECHNOLOGY MANAGEMENT AT EXELON



Several of our internal groups are responsible for identifying and evaluating emerging technology and innovation. Once these ideas mature, teams across our operating companies integrate them throughout our business, and in some cases create new lines of business in the process.


Partnership Research & Development Program

The Partnership Research and Development (R&D) Program invests in early-stage technology innovation by funding and collaborating on projects at leading research institutions, including Argonne National Laboratory, Massachusetts Institute of Technology (MIT), Northwestern University and the University of Illinois. Over four years, Exelon has screened more than 100 technology ideas through its R&D program and invested in 22 transformative projects. These projects support our access to new markets and products; enhance customer value; contribute insights in key science, technology and industry trends; enable Exelon to obtain ownership of and access to valuable technical intellectual property; enhance our workforce by challenging existing patterns of thinking within the company; and create solutions for technical and market challenges.

Through the Partnership R&D program, Exelon engages the intellectual ecosystem that is developing technologies that will revolutionize the industry. This two-way collaboration benefits researchers who want to ensure that their work is relevant. As researchers draw on data, expertise and leadership from our subject matter experts, they ensure that Exelon actively produces transformative technology that will benefit its customers. Exelon also engages in energy storage technology development through its strategic partnership with [Volta Energy Technologies](#). Through Volta, Exelon has invested in four storage companies with transformational solutions relevant for the grid.

NUCLEAR POWER PLANT HYDROGEN PRODUCTION

Hydrogen can be used in a clean energy economy in a variety of applications, such as energy storage or as a clean fuel for transportation and other applications. In 2019, Exelon received a conditional commitment from the DOE to co-fund a hydrogen electrolyzer demonstration at a nuclear plant site. The project will demonstrate dynamic operation of an electrolyzer in a manner that paves the way for at-scale, electricity price-responsive, hydrogen production. In addition, it will supply hydrogen internally to the host nuclear plant. Exelon officially launched the project in 2020.



Exelon implements remote sensors and many other technology applications to increase efficiency and manage costs.



Drone technologies are being utilized across Exelon's operations, and in new lines of business, to increase productivity and promote worker safety.

Exelon Startups

In recent years, Exelon has launched several new-growth-businesses focused on customer benefits in areas where Exelon has related competencies to the focus area of the new business. These new businesses include **Aquify**, which leverages Exelon's expertise in smart power and gas distribution and applies it to the monitoring and management of public water infrastructure. Another example is **Exelon Clearsight**, a rapidly growing asset inspection and performance improvement business that increases reliability, safety and efficiency of critical infrastructure. Using innovative technologies such as drones and robotics, coupled with artificial intelligence and machine learning, Exelon Clearsight offers valuable insights that traditional inspections cannot provide, along with lower costs and increased safety.

Constellation Technology Ventures

In addition to our internal efforts around advancing a culture of technology and innovation, we are investing in emerging energy technology companies through **Constellation Technology Ventures (CTV)**. CTV invests in growth-stage companies representing technological or business model innovations that could complement or disrupt Exelon's core businesses, with the goal of providing new solutions to Exelon's operating companies and our customers. Investments made by CTV encompass a range of themes, including electrification of transportation, distributed generation, energy storage, sustainability and intelligent building controls. Following investment, portfolio companies engage with the Innovation and CTV Commercialization team, a specialized group that facilitates commercialization of CTV investments and other new concepts within Exelon's business units.

TechEXChange

Through the TechEXChange, a cross-enterprise team evaluates technologies and emerging trends that have the potential to affect the enterprise and transform the industry. Representatives from across the enterprise form a team to collaborate with government and industry associations, national labs, top universities, venture capital and private equity firms and other industry leaders with subject matter expertise in the trend or technology. The team has evaluated opportunities across electrification, alternative fuels, battery storage and hydrogen among others.

Beneficial Electrification

As states and companies make commitments to cleaner, renewable generation sources, the electrification of end uses continues to grow as a key source of decarbonization, providing benefits to society by reducing GHG emissions. Beneficial electrification is a subset of broader electrification opportunities that meet one or more of the following conditions without adversely affecting the other two: enable better grid management; reduce negative environmental and health impacts; save customers money over the long run.

Exelon has developed a targeted strategy aimed at alleviating barriers and creating a path to electrification by leveraging our assets and value across both the competitive and regulated business. Specifically, we are working to enable the right public policies, partnering and advocating around electrification, influencing enabling technology, investing in enabling infrastructure and supporting customer education and adoption.

The utilities are focused on:

- Infrastructure investments to save customers money and provide access for limited-income communities.
- Load management through program and rate design to encourage use of electricity when there is excess capacity.
- Technology to leverage data for load management initiatives that support growth while offering savings to customers such as time-of-use programs and innovative service offering based on telematics data from electric vehicles (EVs).
- Support for policies across our jurisdictions that help customers save money, remove barriers for adoption and accelerate GHG emission reductions in our communities.
- Education and adoption by partnering with customers and connecting communities with solutions, such as efforts to deploy electric school buses and public chargers.

BENEFITS OF ELECTRIFICATION

Enable better grid management



Reduce negative environmental impacts



Save consumers money over the long run



Benefits to Exelon

- Grid Management
- Strategic Alignment
- Reputational
- Growth Opportunities

Benefits to Society

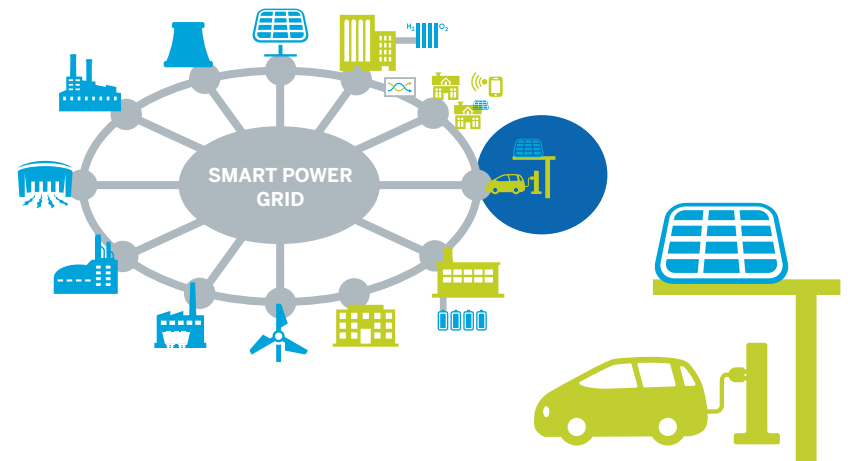
- Environmental
- Public Health
- Equity

Benefits to Customers

- Economic
- Efficiency
- Sustainability
- Workforce

ELECTRIFICATION OF TRANSPORTATION

Electrification of transportation, backed by zero-carbon electricity, is a key climate change solution set in the emerging smart power grid.



Our competitive Constellation business is also working to enable electrification:

- Enabling technology through equity investment and commercialization efforts in key vehicle electrification-focused companies that include [Chargepoint](#), [Proterra](#) and [XL Fleet](#), which specialize in charging station infrastructure, electric transit vehicles and fleet electrification solutions for municipal and commercial fleets.
- Creating opportunities in electrification to complement Constellation's traditional customer reach through commodity offerings and partnerships.



Constellation has invested in key companies that are enabling the national electric vehicle transition.

EXELON UTILITY VEHICLE ELECTRIFICATION COMMITMENT

Exelon announced in June 2020 that our six utilities will take major steps to electrify our fleet. Exelon's utilities will electrify 30 percent of our vehicle fleet by 2025, increasing to 50 percent by 2030. This transition will be achieved through a combination of fully electric vehicles, vehicles with plug-in idle mitigation units and plug-in hybrids.

This initiative covers a combined fleet of more than 7,200 vehicles. Electrifying 30 percent of the fleet has the potential to eliminate 15 million pounds of GHG emissions annually (7,000 metric tons of CO₂e) by 2025 — potentially avoiding over 25,000 metric tons cumulatively and saving more than one million gallons of fuel from 2020 to 2025. Electrifying 50 percent of the fleet could reduce annual emissions by up to 15,000 metric tons by 2030, potentially avoiding more than 65,000 metric tons cumulatively from 2020–2030 — equivalent to planting and growing a million trees for 10 years.

Exelon's utilities will cost-effectively meet fleet electrification targets by replacing select end-of-life combustion vehicles with plug-in hybrid and fully electric vehicles, where possible. By 2025, all light duty vehicles (LDVs) reaching the end of their life cycle will be replaced with an electric vehicle, with all LDVs being electrified by 2030.

In addition, each of our utilities maintains website resources for customers on EV programs and incentives, vehicle charging and infrastructure.

BGE

DPL ([Delaware](#), [Maryland](#))

Pepco ([Washington, DC](#), [Maryland](#))

PECO

ComEd



Maintaining Operational Excellence, Productivity and Efficiency

Operational excellence at our utilities and in our generation business is foundational for our company. Our 10 million utility customers depend on us to provide affordable, reliable and clean energy safely every day of the year. To drive improvement, Exelon’s operating companies engage in frequent industry benchmarking and use a variety of management tools to identify and share best practices across and within our operating companies. Given Exelon’s size, scale and scope, even small opportunities for improvement can yield big results for our customers.

Regulated Utilities

Exelon’s utility management model focuses on the continuous pursuit of operational excellence in areas such as system reliability, customer service and safety. Over the years, as Exelon incorporated new utilities into our portfolio, we identified, developed and shared best practices to drive continually higher levels of operational performance. As depicted in the adjacent table, with the exception of the Occupational Safety and Health Administration (OSHA) Recordable Rate, each Exelon utility had top quartile performance in 2020 across the presented metrics. Of note, SAIFI performance was top decile across all utilities and our utilities continued to demonstrate outstanding performance in customer operations with all utilities achieving best on record customer satisfaction scores, even in the face of many extreme weather events in 2020 and the impacts of COVID-19 on customers and communities. Please see the [Promoting a Culture of Safety](#) section of this report to learn more about what Exelon is doing to enhance safety performance.

In addition to performance driven by best practice sharing, we enhance performance over time through the deployment of innovations and technology on our systems, such as smart meters, as well as capital investment to modernize utility electric and natural gas T&D infrastructure.

EXELON UTILITIES OPERATIONAL METRICS VS. INDUSTRY PEER GROUP (RESULTS COMPARED TO 2018 BENCHMARK)¹

Operations	Metric	2020			
		BGE	ComEd	PECO	PHI
Electric Operations	OSHA Recordable Rate	Q3	Q1	Q3	Q1
	2.5 Beta SAIFI (Outage Frequency)	Q1	Q1	Q1	Q1
	2.5 Beta CAIDI (Outage Duration)	Q1	Q1	Q1	Q1
Customer Operations	Customer Satisfaction	Q1	Q1	Q1	Q1
	Service Level — Percentage of calls answered in <30 seconds	Q1	Q1	Q1	Q1
Gas Operations	Abandon Rate	Q1	Q1	Q1	Q1
	Percentage of calls responded to in <1 hour	Q1	No gas operations	Q1	Q1

Performance Quartiles



¹ Exelon utilities identify, share and leverage best practices to drive operational excellence, productivity and efficiency across all our utilities in order to advance clean, reliable and affordable energy systems for our customers and communities.

Source: Adapted from Exelon 2020 Q4 earnings call materials.

Exelon Generation

Exelon Generation continues to focus on operating power generation assets at world-class performance levels. We take pride in safely operating one of the most reliable nuclear power generation fleets in the country. Our nuclear, wind, solar, hydroelectric and battery storage plants represent over 21,800 MW of zero-emission electricity. Exelon Generation is the largest generator of zero-carbon power in the United States due to our generation technology investments, our methodical approach to operational excellence and investment in increased capacity at existing plants.

By operating our electric generating plants efficiently and working to make sure that they are available to meet demand, we are working to provide our customers with affordable, reliable and clean energy. In 2020, the Exelon-operated nuclear fleet achieved a capacity factor of 95.4 percent, the second highest in Exelon history and the fifth year in a row that we have exceeded a 94 percent capacity factor. Our dispatch match — a measure of unit revenue capture when it is called on for generation — was 98.4 percent. Our utility-scale wind and solar energy capture rate was 93.4 percent. The Exelon Generation wind fleet in 2020 included 746 MW of utility-scale wind turbines operating in 10 states and 613 MW of commercial- and utility-scale solar across 11 states and the District of Columbia.

OPTIMIZING OUR PORTFOLIO


	2018	2019	2020
Nuclear Capacity Factor ¹	94.6%	95.7%	95.4%
Dispatch Match ²	98.1%	97.9%	98.4%
Fossil EFORd ³	5.4%	7.6%	11.8%
Wind/Solar Energy Capture ⁴	96.1%	96.3%	93.4%

1 Nuclear Capacity Factor: Capacity factor for the nuclear fleet excludes Salem. 2018 fleet capacity factor reflects Oyster Creek operation prior to retirement on September 17, 2018. 2019 fleet capacity factor reflects TMI operation prior to retirement on September 20, 2019. Capacity factors reflect Exelon's ownership share.

2 Dispatch Match: Expressed as a percentage, dispatch match reflects fossil and hydro units' revenue capture when they are called upon for generation. Factors that adversely impact dispatch match include forced outages, derates and failure to operate to the desired generation signal.

3 Fossil Equivalent Forced Outage Rate (EFORd): Measure of the portion of time a unit is in demand but is unavailable due to a forced outage.

4 Wind/Solar Energy Capture: The energy capture percentage is an indicator of how efficiently the installed assets capture the natural energy available from the wind and the sun. It is expressed as an energy-based fraction, the numerator of which is the energy produced by wind turbine generators or solar cells, and the denominator of which is the total wind or solar energy available at the site during that period.




Wildcat Wind Project, Lovington, New Mexico; 13 turbines produce 27 MW.

Investing in Our Markets at Attractive Returns

Regulated Utilities

Exelon invested almost \$6.6 billion across our regulated utilities in 2020 and plans to invest approximately \$27 billion from 2021 through 2024. As seen in the adjacent chart, most of Exelon’s utility investments over the next four years will be in the electric distribution system, followed by the electric transmission and gas distribution systems. We discuss the details and results of past investments in

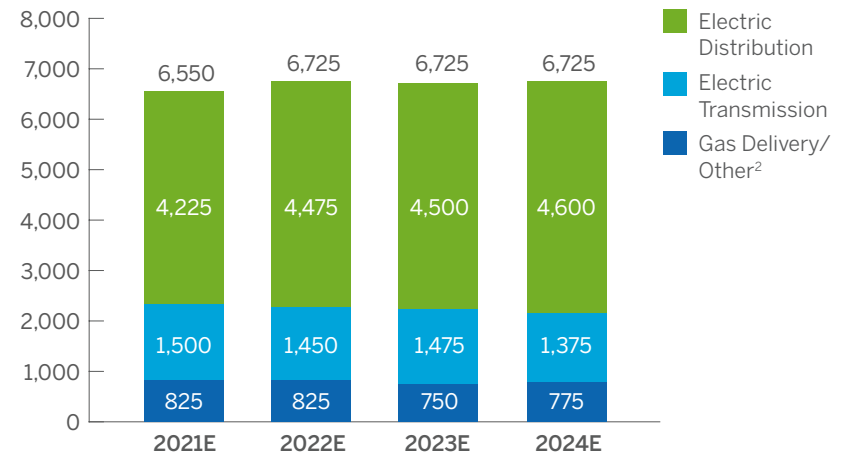


Exelon invested almost \$6.6 billion across our utilities in 2020 to improve system reliability and resilience.

some of these areas in more detail in the [Creating a Smarter Power Grid](#) section of this report. We have upgraded more than 10 million smart electric and gas meters over the last 10 years across the Exelon utilities, enabling a wide range of system and customer benefits. From an operational perspective, these new meters allow the utilities to remotely connect or disconnect service, provide enhanced information to help identify and respond to power outages and better

EXPECTED EXELON UTILITIES CAPITAL INVESTMENTS¹

dollars in millions



Source: Adapted from Exelon 2020 Q4 earnings call materials. Please consult Exelon’s Investor Relations [website](#) for any updates issued during 2021 quarterly earnings calls.

¹ Numbers rounded to nearest \$25M and may not add due to rounding.

² Other includes long-term regulatory assets, which generally earn a return consistent with rate base, including Energy Efficiency and the Solar Rebate Program.

monitor circuit voltage, saving customers money and avoiding excess GHG emissions. At the same time, these technologies give customers real-time insights into their energy usage and opportunities to save energy.

Due to the structure of our industry, Exelon's utilities are generally unable to directly invest in and own power generation resources. However, our utilities use other means to enable renewable energy investment and deployment in our service territories by third parties. For example, we have deployed smart meter technology to integrate local generation into the energy system and we continue to make other physical grid improvements. As described in the [Green Power Connection](#) section of this report, Exelon's utilities enabled more than 150,000 customers to connect 1,995 MW of local renewable generation to the emerging smart grid. We continue to assist customers in connecting local resources to the grid.

Our utilities used 12.6 million RECs and alternative energy credits to meet state renewable energy requirements last year, supporting the deployment of renewable energy resources in the regions in which we operate. Exelon's utilities are also evaluating potential actions to evolve our business models and state regulatory frameworks so we can play an even more significant and central role in enabling renewable energy integration into the emerging smart grid.



Data centers and warehousing are examples of business growth that is driving investment in new substations and distribution equipment in our service areas.

Additional investments in our utilities aim to make our existing infrastructure more resilient. We describe these efforts in detail in the [Customer Service and Reliability](#) and [Reducing Emissions from Natural Gas Systems](#) sections in this report.

Investments in Generation

Exelon Generation's capital deployment focuses primarily on investments that support and improve our existing plants' ability to generate electric power efficiently, cleanly and reliably, as well as on nuclear fuel which is considered a capital asset.

Exelon Generation remains committed to the safe, long-term operation of its nuclear plants and has obtained initial 20-year operating license renewal extensions (extending the total license term to 60 years) for all of its operating nuclear units, except for Clinton Power Station. Generation currently plans to seek license renewal for Clinton and has notified the NRC that any license renewal application would not be filed until the first quarter of 2024. In 2020, Peach Bottom Units 2 and 3 also each received a second 20-year license renewal from the NRC that extends their retirement dates to 2053 and 2054, respectively. Exelon Generation and EDF are currently in negotiations for Exelon to acquire EDF's 49.99 percent share of the CENG facilities (Nine Mile, R.E. Ginna and Calvert Cliffs nuclear plants) with the process and regulatory approvals expected to close in the second half of 2021.










The 1,907 MW Nine Mile Point station, Scriba, New York.

Exelon Priority SDGs

Exelon's business focus areas align significantly with the United Nations Sustainable Development Goals (UN SDGs). As an energy company, our main contribution to achieving these global goals is prioritizing new technologies and systems that enable clean and efficient energy use. The below table lists

the three most relevant SDGs for Exelon and how our business focus areas link to these SDGs, with specific actions that we are taking to support each SDG's associated targets.

Three SDGs Where Exelon Has the Greatest Impact	Exelon Business Focus Areas	Linkage to SDGs	Key Actions
	<p>FOCUS AREA</p> <p>Evolving our businesses and markets</p>	<p>Under Exelon's Utilities Strategy, we are focused on providing safe, reliable and resilient service, with clean and affordable energy choices. As technology enables different uses for the power grid, Exelon is engaging stakeholders to envision the energy system of the future. In some cases, to enable optimum results for our customers and communities, we need to work with policymakers to update regulatory frameworks that may no longer be optimal as new technologies have emerged or customer expectations have evolved. We also continuously review our business models to respond to emerging opportunities. Through these actions, we ensure that Exelon remains relevant with customers, communities and their objectives for energy and that we are supporting the SDG's objectives for affordable, reliable and modern energy services, including increasing levels of energy efficiency and renewable energy.</p>	<ul style="list-style-type: none"> • Exelon implements its strategy to modernize electric and gas infrastructure to ensure continued universal access to affordable and reliable energy and services. • Exelon utilities offer some of the nation's largest energy efficiency programs. • Exelon works with policymakers to support state and federal clean energy and climate change goals; including proper valuation of all zero-emission resources in markets. • Constellation develops competitive-market products to meet customer interests in expanded use of energy efficiency and renewable energy. For example, Constellation's CORe product allows commercial and institutional customers to receive tailored renewable energy solutions.
 	<p>FOCUS AREA</p> <p>Advancing a culture of technology and innovation</p>	<p>Exelon is working to identify, develop and embrace new technologies and innovative approaches to design products and services that benefit customers. We have created a technology ecosystem under which we are engaged internally with our own employees and externally with academia, government and community entrepreneurs at all levels of technology development, from early investigation through mainstream execution. What we are learning is being applied in a variety of ways, including investment in grid operations to drive efficiency and flexibility, to enable new customer actions and programs and to create entirely new lines of business and business ventures. Our utilities are working on projects that customers are interested in, such as energy efficiency, local renewable generation and electric vehicle charging. We are also engaged in local workforce development and programs to incubate local businesses focused on climate change mitigation and adaptation through technology.</p>	<ul style="list-style-type: none"> • Exelon has established a series of internal groups to identify, foster and develop emerging technologies. These include TechEXChange, which explores new technologies, and the Partnership R&D program, which works with universities and academics. • Constellation Technology Ventures (CTV) invests in emerging technologies such as electric vehicles and charging, energy efficiency and renewable energy. • Exelon and the Exelon Foundation support the Climate Change Investment Initiative (2c2i) initiative to drive entrepreneurial investment in our service areas. • Exelon utilities work to enable distributed renewable energy through their Green Power Connection programs, to enable energy efficiency through their Smart Usage Rewards Programs and to enable electric vehicles.

Three SDGs Where Exelon Has the Greatest Impact	Exelon Business Focus Areas	Linkage to SDGs	Key Actions
 	<p>FOCUS AREA</p> <p>Maintaining operational excellence, productivity and efficiency</p>	<p>Exelon strives for operational excellence by maintaining a highly reliably electric and gas distribution system, with an increasing focus on resilience in response to the effects of climate change on the natural environment, including increased weather extremes. Our planning processes include consideration of how the grid may need to respond to changes in energy demand caused by both the physical effects of climate change as well as policy responses to climate change.</p> <p>Operational excellence at our power generation facilities and across our transmission and distribution systems is focused on producing and delivering energy as efficiently as possible, resulting in more affordable energy and lower greenhouse gas emissions per unit of energy produced and delivered.</p>	<ul style="list-style-type: none"> • Each utility had top decile reliability results on the key system interruption reliability metric (SAIFI) and top quartile performance on average minutes of customer interruptions (CAIDI). • The use of smart meter technology has helped us avoid 410,000 service truck trips for basic services such as turning customer power on and off, reducing our GHG emissions footprint and saving labor hours. • 89 percent of the electric output from Exelon owned power generation is from zero-carbon nuclear or renewable energy, enabled by industry-leading nuclear capacity factors. Our capacity factors averaged over 94 percent for the last five years, with the second-best-ever nuclear fleet capacity factor of 95.4 percent in 2020 that avoided approximately 78 million metric tons of GHG emissions.
 	<p>FOCUS AREA</p> <p>Investing in our markets at attractive returns</p>	<p>Exelon utilities' capital investments are focused on modernizing utility infrastructure and systems for safe, reliable and resilient service, providing clean and affordable energy choices to customers and enabling more equitable communities.</p>	<ul style="list-style-type: none"> • Exelon plans to spend \$27 billion between 2021 and 2024 across our utilities to support our Exelon utilities' strategy, including investments in combating climate change and proactively preparing the grid to adapt to changing conditions and to withstand more extreme weather and disruptive events.



Addressing Climate Change

- Achieved our nuclear production goal, maximizing the zero-carbon generation we provide to the grid in support of broader GHG mitigation goals
- On track to achieve our third corporate GHG reduction goal to reduce operational GHG emissions 15 percent by 2022
- Working to align customer programs and infrastructure planning processes to support community climate change plans and maximize the benefit of our utilities' \$27 billion four-year capital investment plan

The pace at which the nation transforms its energy use toward carbon neutrality will impact climate conditions for future generations. The physical changes that are occurring as a result of past GHG emissions will continue for decades to come due to their long life in the atmosphere. Therefore, we need to both eliminate future GHG emissions and prepare for the unavoidable physical impacts already occurring. At Exelon, we manage climate change impacts and risks as an integral part of our business. We continue to be a leading provider of non-emitting energy and a strong advocate for climate change action.

Climate change will have a disproportionate impact on under-resourced communities, and solutions for adapting to physical climate change impacts and transitioning the country’s energy systems to support a net-zero economy must embrace and overcome equity barriers. While this is a large challenge, it is also a tremendous opportunity. For example, improvements in energy efficiency can raise living standards, reduce waste, create jobs and improve accessibility to essential goods and services. Our [workforce development](#) and [STEM Academy](#) programs are some of the ways we are supporting the long game to help members of our local communities develop the technical and leadership skills that are necessary to support a just transition as we evolve to a more resilient, net-zero energy system.

Exelon is building our alignment with the Task Force on Climate-related Financial Disclosures (TCFD) recommendations, to inform our investors and other stakeholders on the climate-related issues that may impact our business and communities. We are using the TCFD guidance to help us explain our response to these challenges meaningfully and comparably, in context with our peers and with stakeholder expectations for transparency.

EXELON’S CLIMATE CHANGE RESPONSE

<p>GOVERNANCE</p> <p>Oversight of climate-related risks and opportunities</p>	<p>Exelon maintains a Climate Change Policy to establish support for actions at the highest level of the company and to ensure employees understand the company’s position on the issue and our areas of focus.</p>
<p>STRATEGY</p> <p>Advancing business strategy through climate change scenario analysis</p>	<p>As part of the electric sector, we recognize that issues of climate change are fundamental to our business and are incorporating them into our considerations for short-, mid- and long-term planning.</p>
<p>RISK MANAGEMENT</p> <p>Identifying, assessing and managing climate-related risks</p>	<p>Exelon will continue to incorporate climate change issues into our existing, already robust, risk management and systems planning processes.</p>
<p>METRICS AND TARGETS</p> <p>Metrics used to assess our efforts</p>	<p>Exelon will continue to measure our GHG emissions, establish long-term goals and report on relevant performance indicators.</p>



Exelon is working to understand and plan for the physical impacts of climate change that will become increasingly manifest in coming decades.

GOVERNANCE

Oversight of Climate-related Risks and Opportunities

Our business strategy addresses wholesale, industrial, commercial and residential customers' expectations of reliable and affordable production and delivery of clean power. As such, we focus on advancing public policy and technological innovation that shape the grid of the future in a decarbonized economy to ensure we are positioned to absorb these changes as opportunities.

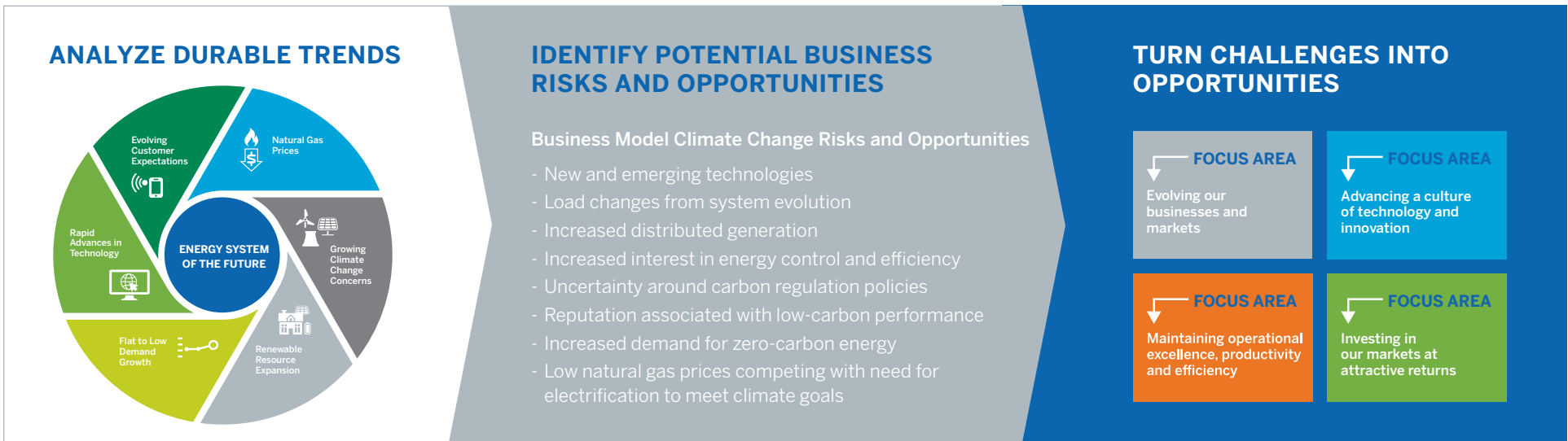
The Exelon Board's Corporate Governance Committee oversees the company's strategy and performance for addressing sustainability and environmental issues, including climate change. We maintain a **Climate Change Policy** that establishes our corporate position. Our Senior Vice President of Corporate Strategy and Chief Innovation and Sustainability Officer is responsible for overseeing the implementation of our climate change efforts and reporting to the Corporate Governance Committee at least annually. Progress on our GHG mitigation goal and clean generation performance is reported quarterly to our senior executives. Maximizing production of zero-emissions energy (nuclear fleet capacity factor and renewable energy capture rate) is tied to executive compensation.

STRATEGY

Advancing Business Strategy Through Climate Change Scenario Analysis

Being a low-carbon energy company is an important part of our **overall business strategy**. We identified growing climate change concerns as one of the six durable industry trends shaping our industry. From potential load changes as a result of carbon mitigation efforts (short-term reductions from energy efficiency and longer-term increasing/changing demand because of electrification) to increased interest in distributed generation, potential asset damage or population shifts due to changing climate and new technologies for energy measurement and management, we thoroughly consider these impacts in our strategy. As such, policy that fails to value zero-emissions energy is a primary risk to our business, which can be seen in the recent early retirement of several of our nuclear generation facilities.

Over the past few years, Exelon has incorporated scenario analyses into its strategy development to better understand how climate change could affect the energy economy, customers and communities where we operate. We have assessed the entire U.S. energy economy under various carbon emission and climate change outcomes, with and without GHG emissions goals, and the extent



to which the energy sector needs to transition to attain those goals. All scenarios suggest implications for how consumers will access and consume energy, and at what cost, and each presents opportunities and risks for Exelon and implications for how we might manage those issues under our business models.

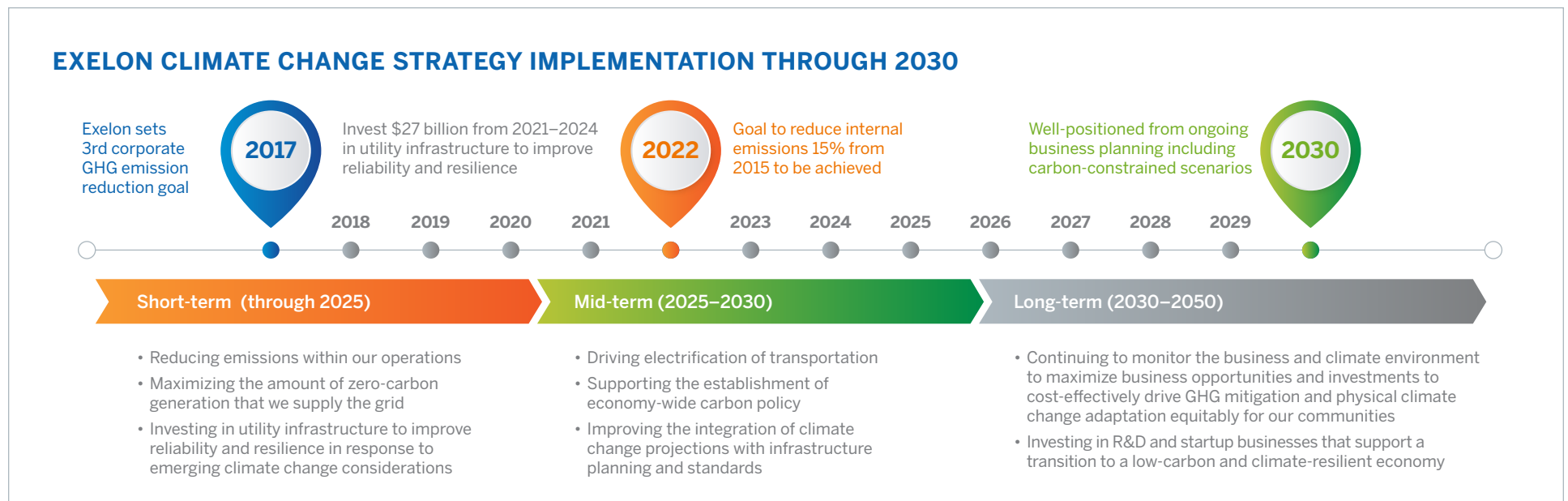
Common across all potential pathways leading to future decarbonization, large-scale deployment of zero-carbon solutions is necessary as soon as possible to avert the most severe impacts of climate change. Climate change adaptation across the areas we serve is needed regardless of mitigation action, with the biggest impacts of inaction occurring after 2050. Incorporating climate change scenario analysis into our business strategy ensures that our plans consider steps we need to take, and may need to take, now and in the coming decades.

An economy-wide perspective is critical for successful decarbonization. We have partnered with experts in climate science and technology to consider the extent and speed at which end-use sectors must transition to zero-carbon energy. Similarly, we are exploring how different end-use responses affect the role of the electric sector in meeting increased demand levels, changing load shapes and different requirements for GHG emissions reductions. More specifically, we look at end-use demand and equipment turnover rates and draw insights on transition barriers

(social, technological or economic) that exist in key sectors, along with the policies and technologies that could accelerate the pace of change. Our scenarios provide a sense of the scope and scale needed for successful transition, as well as insights into needed new technologies and when they need to be commercially available.

At the local level, our customers and communities vary in their ambitions for decarbonization and expectations for how electricity supply sources meet electricity demands. We consider how these goals and expectations align with what is necessary for a successful transition, and where local support of certain technologies or supply of certain low-carbon fuels might influence decarbonization pathways. Downscaling our analyses to our local community level also helps us assess how our current programs, products and services can help to achieve community goals for climate action. Stakeholder perspectives and other factors inform our understanding of potential market size, the need for new or emerging zero-carbon technologies, and how our current businesses need to transition to reflect community planning.

Through the combined insights from a variety of scenarios and considering the current business and regulatory environment, Exelon has integrated the following short-, mid- and long-term climate change imperatives into our business strategy:



Identifying, Assessing and Managing Climate-related Risks

Exelon views potential climate-related risks and opportunities in two main categories:

- **GHG Mitigation/Transition Risks:** Changes to the energy systems as a result of new technologies, changing customer expectations and/or emerging voluntary GHG mitigation goals and/or local, state or federal regulatory requirements; and
- **Adaptation Risks:** Physical climate changes and how these may manifest as changes to current weather patterns that affect facilities and operations.

We explore how these risks may impact our existing assets in their current lifespan. We also look more broadly throughout the energy sector to explore new opportunities and technologies and to also better understand areas of our business that may not succeed in an evolving future.

Mitigation/Transition Risk Management — Emerging Drivers for Decarbonization







Mitigation/transition risks depend on technology development and cost, consumer response and the evolution of power markets and future regulatory structures. Companies' choices depend on a combination of these factors; therefore, transition risks are inherently uncertain. As ambition grows from a 2°C solution (80% reduction by 2050) to 1.5°C solutions that require Net-Zero by 2050, there are still many possible pathways and new technologies needed. But all pathways require broad actions and consideration of the implications of the use of different technologies or approaches at the scale required to transition the economy. Timely and effective policy measures are crucial to coordinate sectors through such a transformation. Exelon is focusing on the following broad areas as key to a successful transition:

- **Electrification coupled with simultaneous decarbonization of electric generation** is one key lever for emissions reductions. Exelon is playing a role in

both the necessary growth and evolution of electric distribution and expansion of zero-carbon generation associated with this pathway, each creating various opportunities for our businesses from **vehicle electrification**, to distributed energy resources, to market valuation of zero-carbon electric generation.

- **Low-carbon fuels** are another key lever for future emissions reductions. Exelon is supporting the emergence and commercialization of **low-carbon fuel technologies** via its involvement in a DOE pilot to produce hydrogen with zero-carbon nuclear power, as well as participating in the Low-Carbon Resources Initiative (LCRI), coordinated by EPRI and the Gas Technology Institute (GTI), which is focused on addressing the need to accelerate development and demonstration of low- and zero-carbon energy technologies. Exelon's gas delivery utilities are also continuing to focus on their long-term capital improvement plans as part of their ongoing effort to minimize methane emissions from the gas distribution system.
- **New technologies** will also be a key lever for longer-term emissions reductions or potentially even removing existing carbon dioxide from the atmosphere. Exelon is playing a role in the **research, development and deployment** of these technologies, such as carbon capture and sequestration, integration of storage into to grid, advanced nuclear energy, and other technologies that support energy efficiency and electrification. Exelon has also partnered with Exelon Foundation in the development of the Climate Change Investment Initiative (**2c2i**) fund, which focuses on the development of startups in our utility service territories focused on spurring the economy while driving climate change mitigation or adaptation.

Community mitigation goals and aspirations, regulatory and market structures, as well as the industries and natural resources most readily available, are all considerations for how far and how fast low-carbon transition may occur. The general economic health of the community is also an issue, ensuring that all parts of the community can have access to new technologies and clean energy and that local workforces are developed to support a just and equitable transition. Each of our utilities is working with their communities and state regulators to maximize the impact they can have in helping to attain community goals, while stimulating local economies.

Exelon Utility ¹	Goals Set by States and Cities ²	State Portfolio Standards ²
 An Exelon Company	New Jersey <ul style="list-style-type: none"> • Reduce GHG emissions to 80% below 2006 levels by 2050 • Put 330,000 EVs on the road by 2025 • Convert all energy production in state to clean energy by 2050 	New Jersey <ul style="list-style-type: none"> • 35% from renewable energy resources by 2025 and 50% by 2030 • Solar requirement of 5.1% by 2021 • 3,500 MW from offshore wind by 2030
 An Exelon Company	Baltimore <ul style="list-style-type: none"> • 15% GHG reduction by 2020 Maryland <ul style="list-style-type: none"> • 40% reduction in statewide GHG emissions from 2006 levels by 2030 • Proposed Climate Solutions Act to increase the goal to 60% reduction by 2030 and target net-zero emissions by 2040 • Zero-emission vehicle (ZEV) commitment to electrify 300,000 vehicles by 2025 (~6%) 	Maryland <ul style="list-style-type: none"> • 50% renewable by 2030 and 100% clean by 2040
 An Exelon Company	Chicago & Illinois <ul style="list-style-type: none"> • Achieve a 26–28% reduction in emissions levels over the span of 20 years from 2005 to 2025 	Illinois <ul style="list-style-type: none"> • 2030 zero-emissions mandate for electric generation
 An Exelon Company	Wilmington <ul style="list-style-type: none"> • 58% reduction by 2050 • Current proposal to increase this to 100% Delaware <ul style="list-style-type: none"> • Reduce GHG emissions 30% from 2008 by 2030 	Delaware <ul style="list-style-type: none"> • 25% from renewable sources by 2025
 An Exelon Company	Philadelphia <ul style="list-style-type: none"> • 80% reduction by 2050; obtain 100% of its electricity from renewable sources by 2050 Pennsylvania <ul style="list-style-type: none"> • The Pennsylvania Climate Action Plan 2018: 26% reduction in GHG emissions by 2025, and 80% reduction by 2050 • Replace 25% of state government passenger car fleet with EVs and hybrids by 2025 	Pennsylvania <ul style="list-style-type: none"> • 8% Tier 1 (including 0.5% solar photovoltaics) and 10% Tier 2 by 2021
 An Exelon Company	Washington DC <ul style="list-style-type: none"> • Reduce emissions 50% by 2032 and achieve carbon neutrality by 2050 • 50% reduction in building energy use by 2032 • 25% EV registrations by 2030 and 100% ZEV by 2045 • 100% electrification of public and school buses with EV models when replaced at end-of-life • 100% ZEV for fleets and taxis by 2045 	Washington DC <ul style="list-style-type: none"> • 100% renewables by 2032 • 10% solar by 2041

1 As part of our ongoing efforts to work with our cities and states on climate change mitigation, Exelon's utilities announced on April 14, 2021 that they will reduce their collective GHG emissions by at least 50 percent below 2015 levels by 2030. This updated goal has been announced as Exelon approaches achievement of its 2022 corporate GHG emission reduction goal. An update on our current goal is reported on in the [Progress Toward Our Current Corporate GHG Goal](#) section of this report. For more information on our new Exelon Utilities goal, please visit our [website](#). This new goal will be covered in more detail in our next corporate sustainability report.


2 Table represents climate related goals set by states and cities in Exelon utility service areas, as of December 31, 2020.

PEPCO CLIMATE CHANGE COMMITMENT

An example of Exelon's utilities working to support local community GHG plans is Pepco's November 2020 climate change commitment:

Actions to Shrink Pepco GHG Footprint

- Transitioning to 100 percent clean and renewable electricity use in Pepco buildings by 2025.
- Converting to energy-efficient lighting at all Pepco office buildings and indoor and outdoor substation facilities within the District by 2025.
- Completing an energy audit at Pepco's Edison Place Headquarters and Benning facilities to identify additional energy savings opportunities.
- Electrifying 50 percent of Pepco's passenger vehicles and medium-duty fleet by 2030.



- Installing additional workplace charging infrastructure.
- Undertaking an analysis to assess the readiness of the energy grid to accommodate increasing amounts of electrification, in alignment with and to inform District policy.
- Enhancing the overall resilience of Pepco infrastructure and continuing to assess impacts of climate change on our system.

Actions to Help Customers

- New energy efficiency programs to be proposed in 2021 to help all customers save money and use less energy.
- Helping customers make more informed energy decisions by providing easier access to energy usage information.
- Launching a new Energy Marketplace, if approved as part of Pepco's planned energy efficiency filing, to provide quick and easy access to discounted energy-efficient products like LED bulbs, thermostats, advanced power strips, and more.
- Simplifying the switch to solar by improving Pepco interconnection processes and enhancing our customer solar toolkit to provide a one-stop shop for solar applications as well as our online solar hosting capacity map.
- Providing off-peak rates to encourage transportation electrification by offering special rates as part of our approved transportation electrification program for customers who charge their vehicles during non-peak energy usage periods.

For more information, visit [Pepco's Climate Action website](#).

Adaptation Risk Management — Physical Environment Changes Driven by Climate Change

The science of climate change is compelling, and the evidence of physical damages occurring now and in the future is clear. However, the extent of these changes at a local level presents some uncertainty. Accordingly, along with our focus on GHG mitigation, Exelon is incorporating physical climate change data available from the National Oceanic and Atmospheric Administration and the Intergovernmental Panel on Climate Change emissions scenarios and the associated climate impacts described in the U.S. National Climate Assessment into its business strategy.

Acute physical risks are event-driven, and include extreme weather events, such as cyclones, hurricanes and floods. Exelon's operating companies each face physical risks associated with the extreme events typical to their location and will be subject to increased event severity and frequency over time. For our East Coast utilities, these physical risks include severe thunderstorms, tropical storms and hurricanes, but in recent years have also included derecho windstorms and tornados. For our Midwest utility, acute physical risks include severe thunderstorms, tornados, derecho windstorms and ice storms. All areas have begun to note more intense rainfall as well, which has caused inland flooding along streams and over roadways. Because of our focus on reliability, this risk is always relevant to Exelon, and many processes and programs are in place to help prepare for such events.

All Exelon assets undergo seasonal readiness efforts to ensure they are ready for the weather projections of the summer and winter months. Each utility is investing in its systems to install advanced equipment and reinforce the local electric system, making it more weather resistant and less vulnerable to anticipated storm damage. This includes inspecting and replacing poles and trimming vegetation and trees, as well as testing and drills to keep storm response skills sharp and ensure crews are ready to respond to severe storms or emergencies, if needed. In addition, each Exelon utility can call on resources from its sister utilities to restore power more quickly after major storms. Exelon Generation also conducts seasonal readiness reviews at its power plants to ensure availability of fuel supplies and equipment performance before entering the summer and winter seasons.

Chronic physical risks are longer-term shifts in climate patterns, such as sustained higher temperatures, changes to typical precipitation patterns and sea level rise, which may cause ongoing issues for the communities in our service territories. Based on a review of the Fourth National Climate Assessment, all our operations are projected to experience varying degrees of heat increases over the coming years, with the most dramatic high heat days in the southern United States and combined heat and humidity increases in the Mid-Atlantic and Midwest. For our plants in Texas, drought appears to be an increasing issue, while in the Mid-Atlantic our coastal utilities face issues associated with potential sea level rise in some of the areas that they serve. In the Midwest, both periods of drought, which create cooling water challenges for our nuclear plants, and periods of excess rainfall with the potential to flood distribution system assets pose potential ongoing climate challenges. While the extent of these threats is continuing to unfold, we need to continue to adapt to address physical climate change impacts.

- Incorporating projections of changing climatic conditions in the areas where we operate is one way we are working to reduce these risks. Building on an already robust program for system reliability through all weather conditions, we are reviewing our engineering standards and existing system materials condition in the context of climate change parameters to allow for improved infrastructure planning.
- We are also working with our communities to understand their climate change response plans so that we can adapt and evolve in coordination with these efforts.
- In conjunction with EEI, and at the request of our CEO as EEI Chairman 2019/2020, we support efforts to better inform and evolve infrastructure standards for resilience to extreme events. We also support the development of a common methodology for applying details of potential impacts to utility infrastructure planning, as well as improvement in the tools used by industry and the regulatory community to evaluate the benefits of alternative resilience investments. This builds on the strong foundational work established through our founding member participation with the DOE Partnership for Energy Sector Climate Resilience.

Metrics Used to Assess Our Efforts

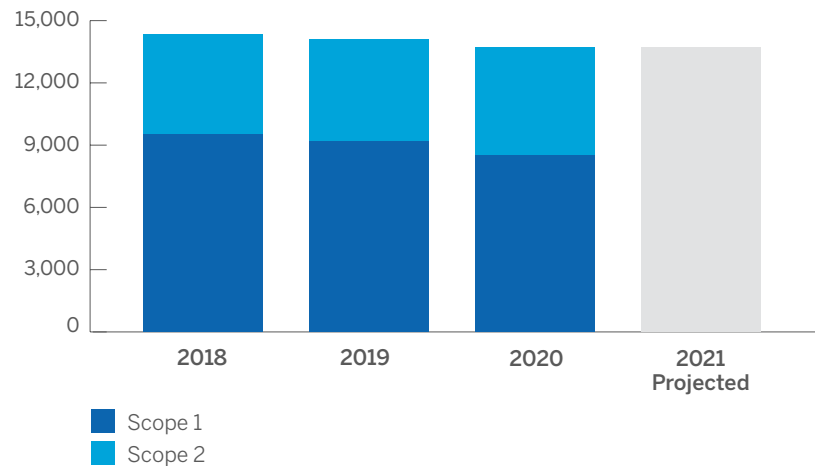
Exelon uses a series of key indicators to help us assess our business risks associated with both physical climate change and challenges that arise from transition activities. Climate change indicators include total U.S. GHG emissions, global CO₂ concentration and parameters such as current and projected temperatures, precipitation and sea level rise in our operational footprint. Regarding business model and infrastructure transition, we capture indicators such as sales of electric vehicles, deployment of distributed solar, overall load trends by sector, evolution of renewable requirements and emergence of climate-related policy. We review the trends and forecast for these indicators to determine how best to position our business to turn the potential challenges into business opportunities.

These key climate change indicators help us assess risk, while performance metrics measure the effectiveness of our efforts to respond. Below are the key performance metrics we currently use to monitor progress toward our goal of advancing a clean energy economy:

- **Metrics to Ensure Short-term Imperatives:**
 - Exelon's GHG Emissions Profile
 - Maximizing Zero-Emission Generation
 - Progress Toward our Current Corporate GHG Goal
 - Reducing Emissions from Natural Gas Systems
- **Metrics to Ensure Mid- and Long-term Imperatives:**
 - Investment in Resilience
 - Investment in Emerging Technologies

EXELON GHG INVENTORY (SCOPE 1 + SCOPE 2 — LOCATION-BASED ACCOUNTING)

thousand metric tons GHG emissions



Total Exelon GHG Emissions

	2018	2019	2020
Scope 1	9,526	9,395	8,493
Scope 2 (Location-based: As Delivered)	6,120	6,103	5,228
Total Scope 1 & 2	15,646	15,498	13,720
Relevant Scope 3	197,376	180,732	178,659


Please see Table 1: Exelon Corporation GHG Inventory Breakdown in the appendix for a more granular view of Exelon's GHG emission inventory. Relevant Scope 3 emissions refers to the most relevant supply chain emissions for Exelon and are broken out by category in [Table 1](#).

Exelon measures its GHG emissions related directly to its own operations (Direct emissions: Scope 1 & Indirect Emissions associated with its own electric use: Scope 2), as well as the emissions associated with our customers' use of the product and services we provide (Scope 3). Understanding this full emissions profile helps ensure that business strategy decisions are aligning with our focus on long-term decarbonization.

Our Scope 1 & 2 GHG inventory is one of the lowest among large electricity generators in our sector. At 13.7 million metric tons, our inventory is comprised of about half direct emissions from our fossil-fueled generation fleet and half from indirect T&D line loss emissions associated with our utilities' delivery of electricity to their customers.

Exelon calculates Scope 3 GHG emissions associated with the additional power purchased beyond our own generation to fulfill customer demand for electricity and the emissions associated with our customers' use of the natural gas we sell and/or deliver. We view these Scope 3 categories as an opportunity to educate and engage our suppliers and customers on the importance of GHG emissions reductions. Examples of our efforts to improve accessibility to zero-carbon electricity include our [utilities winning](#) the U.S. Environmental Protection Agency (EPA) Energy Star Award for customer energy efficiency programs and Constellation's innovative energy products and services offerings. Exelon's energy supply chain sources of emissions are reported in the [appendix](#), as well as further details on our accounting methodology.

Exelon also recognizes that there are additional Scope 3 emissions associated with the goods and services we purchase as part of our business. While we are still in the process of developing an inventory of these purchased goods and services GHG emissions, we were a founding member and remain actively involved in the Electric Utility Industry Sustainable Supply Chain Alliance (EUISSCA) where we work with over 20 industry peers to increase engagement with our goods and services suppliers on sustainability issues, which include GHG mitigation and climate change adaptation and resilience. Please see our [Supply Chain](#) section for additional information on these efforts.



Exelon continues to work with stakeholders on measures to report on, and reduce, GHG emissions as we collectively work to mitigate the most extreme effects of climate change.

Progress Toward Our Current Corporate GHG Goal

Exelon's goal is to reduce emissions that are in our direct control by 15 percent by 2022 compared to a 2015 baseline. Building on the significant GHG reductions we have achieved over the past 10 years, the goal focuses on GHG emissions associated with our buildings, our fleet vehicles and our processes and equipment that emit GHGs (methane, sulfur hexafluoride [SF₆], CO₂ and refrigerants). This excludes emissions from electric generation and emissions associated with utility T&D line losses, which are tied more closely to customer demand.

We remain on track to achieve our goal in 2022, despite new emissions sources added to our portfolio in 2018. To reach our operational emission reduction goal, we are:

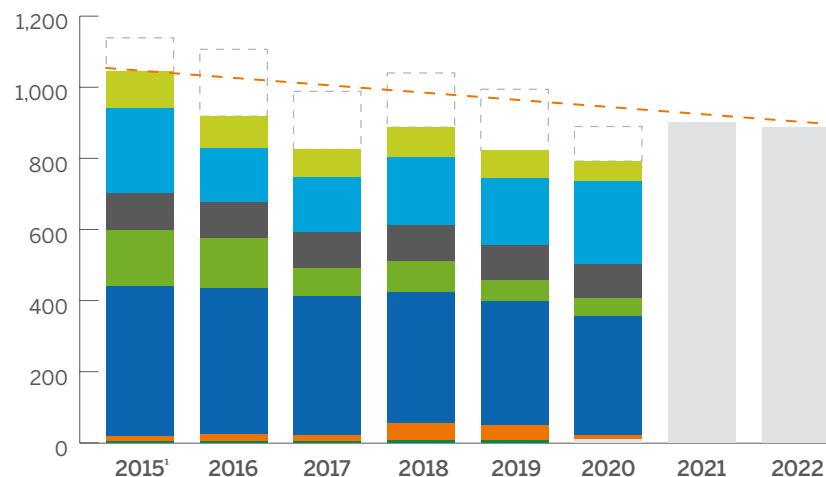
- Investing in natural gas pipe replacements to minimize methane leakage;
- Continuing to focus on energy efficiency and expanding zero-carbon electricity procurement for our operations;
- Investing in new switchgear to reduce SF₆ volumes on our systems; and
- Investing in the electrification of our own vehicle fleet.

Minimizing Electricity Generation Emissions

Our nuclear fleet plays a significant role in zero-carbon electric generation in the country, and we support and invest in climate action that maximizes and expands the capacity of our nuclear facilities. We achieved a 95.4 percent capacity rate across our fleet in 2020 and we have invested in uprates that added 585 MW of new nuclear capacity at our existing sites since 2008. Our ownership of 18,880 MW of zero-carbon generation capacity at 23 nuclear units produced 156.6 terawatt-hours (TWh) of electricity in 2020 — almost 12 percent of U.S. zero-carbon electric supply. The national electric sector emissions rate (885 pounds of CO₂ per MWh of electricity supplied) would be approximately four percent higher without Exelon's nuclear generation. In the PJM and New York grid areas where our plants are located, electric sector emissions rate would be approximately 15 to 20 percent higher without Exelon's nuclear generation.

EXELON OPERATIONS-DRIVEN GHG EMISSION REDUCTION GOAL: 15% REDUCTION BY 2022

thousand metric tons GHG emissions

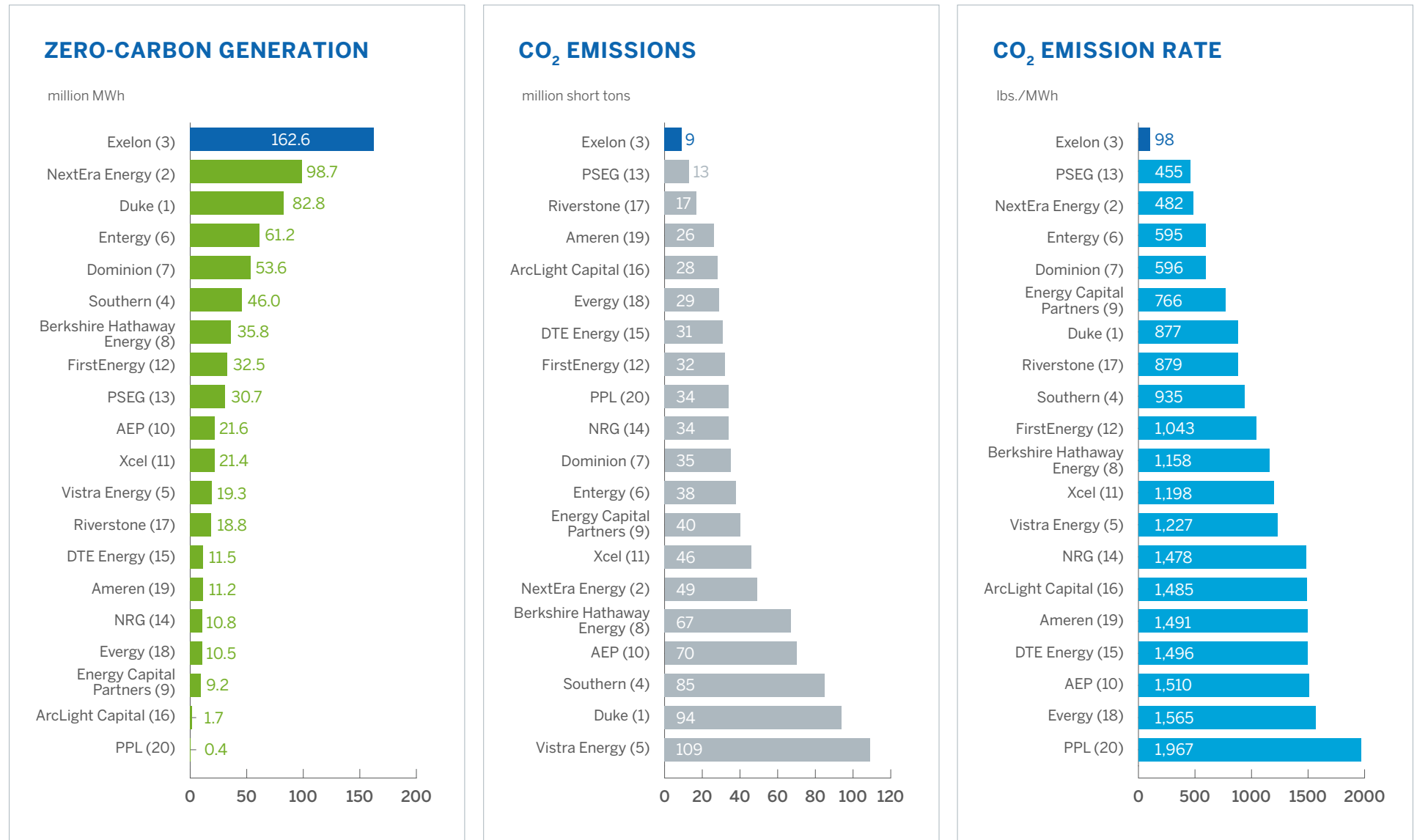


- Avoided Emissions — Electric Use Covered by Zero-Carbon Power
- Stationary Combustion
- Purchased Electric
- Fleet Vehicle Fuel Usage
- SF₆ Leakage
- Natural Gas Distribution
- Refrigerant
- CO₂ Usage/Leakage
- - - New GHG Reduction Goal

¹ 2015 Baseline adjusted for divestitures and acquisitions.

CARBON PERFORMANCE OF LARGEST 20 INVESTOR-OWNED POWER PRODUCERS

Among the nation's twenty largest investor-owned power producers, Exelon produces the most zero-carbon electricity, has the lowest CO₂ emissions from power generation and has a carbon emission intensity from power generation of less than 100 pounds per MWh that is industry leading and that is well below the needed "beyond 2°C" intensity glide scope reduction level identified by the [Transition Pathway Initiative](#) for the power generation industry.



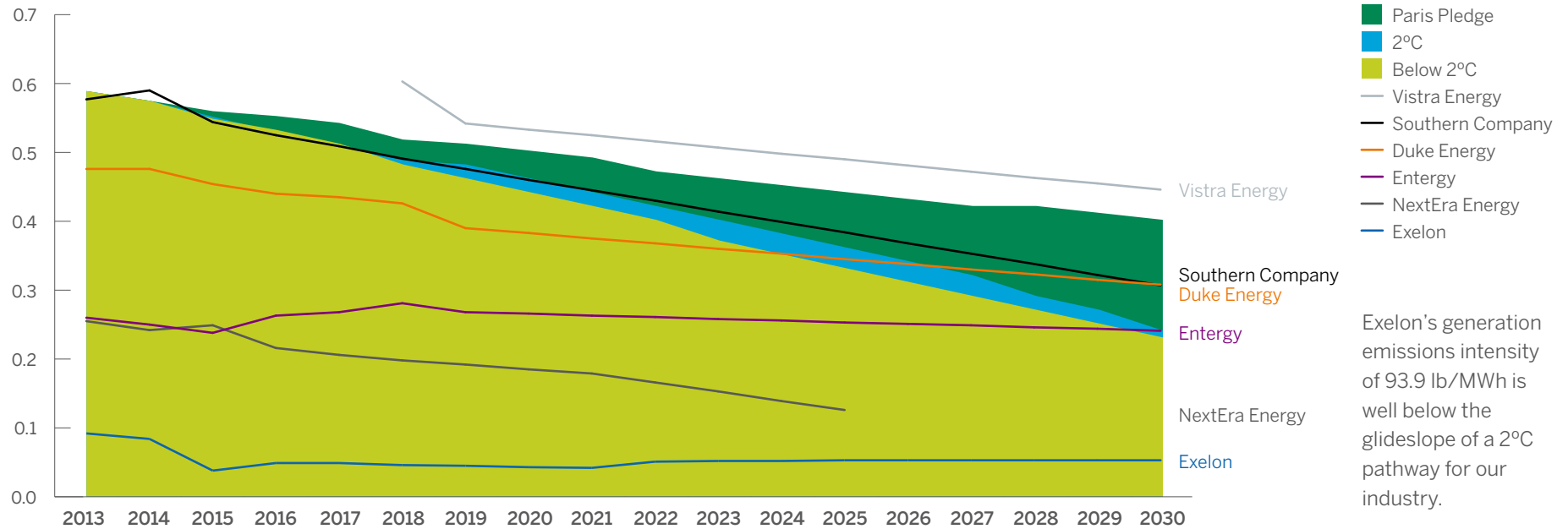
Source: Benchmarking Air Emissions of the 100 Largest Electric Power Producers in the United States, M.J. Bradley & Associates (July 2021). Data used in the benchmarking report was calendar year 2019. Number in parenthesis is the company's ranking among the 20 largest investor-owned producers based on total MWh produced in 2019. E.g., Exelon was the third largest investor-owned producer in 2019.

In 2020, Exelon Generation's owned-generation intensity rate was 93.9 pounds of CO₂ per MWh, about 89 percent lower than the national average emission rate (see the [Reducing Our Air Emissions](#) section). This level is far below the contemporaneous glidepath intensity rate suggested by the Science Based Targets initiative as necessary for industry to progress toward limiting average

global temperature increase to 2°C by 2050. Because of the significant contribution of our nuclear fleet, the future of our generation emissions intensity rate will depend on the success of these plants in the electric markets. Exelon will continue to advocate for meaningful carbon pricing policies that recognize the value of these assets now and into the future.

CARBON INTENSITY OF LARGE U.S. INVESTOR-OWNED PRODUCERS COMPARED TO TPI GLIDEPATHS (PARIS PLEDGE, 2°C, BELOW 2°C)

metric tons CO₂ per MWh



Exelon's generation emissions intensity of 93.9 lb/MWh is well below the glideslope of a 2°C pathway for our industry.

Data downloaded from the [Transition Pathway Initiative \(TPI\) website](#) on January 20, 2021 (Paris Pledge as of date of download). Exelon 2020–2030 reflects projected emission intensity adjusted for publicly announced fossil and nuclear plant retirements.

Reducing Emissions from Natural Gas Systems

Three of Exelon's utilities — PECO, BGE and DPL — provide natural gas distribution service to customers through over 16,500 miles of gas mains. In 2020, 197.9 billion cubic feet of natural gas was delivered to customers by Exelon's gas utilities. In addition, Exelon's utilities manage a limited amount of gas transmission (less than 170 miles). Over the course of our industry's long history, a variety of pipe main materials have been used, including cast iron, bare steel, coated steel and plastic. Service connections from the gas main in the street to the home or business have also used various materials, including copper, bare steel, coated steel and plastic, with Exelon's utilities having more than one million gas service connections. Exelon's capital plans call for about \$3.2 billion of capital investment in our utilities' natural gas systems over the next four years. [Main and service by company details](#)

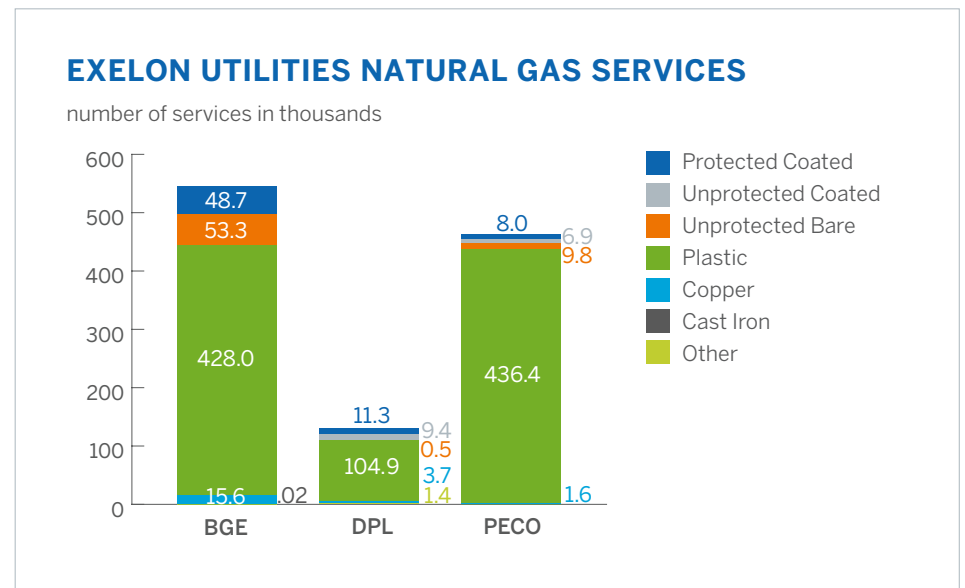
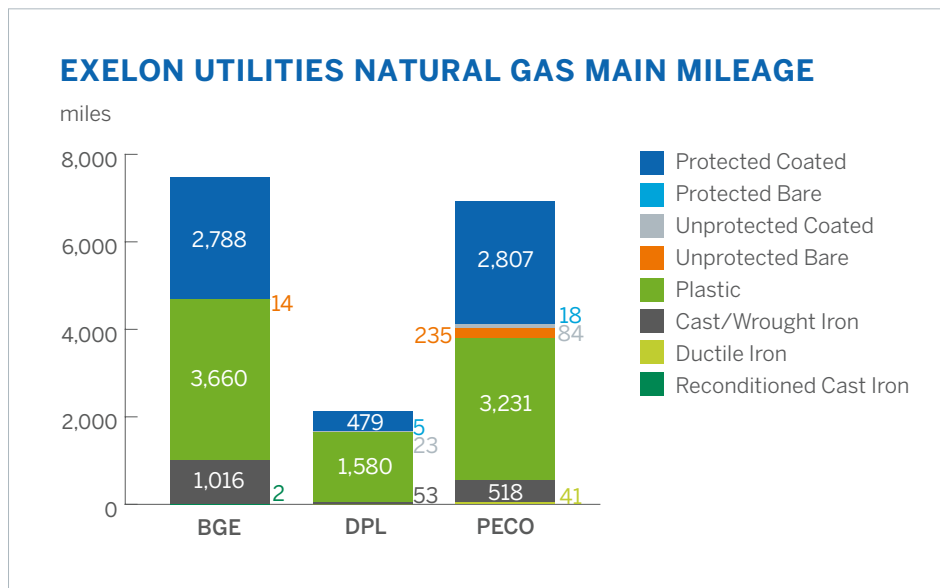
Exelon's utilities have active programs in place to replace old cast iron and bare steel gas mains that may be more prone to methane leakage due to their age and physical properties. Similarly, older gas services are being upgraded as needed on a proactive basis. DPL has already replaced most of its cast iron and unprotected

steel mains. BGE and PECO both maintain long-term pipe replacement programs aimed at eliminating all cast iron and unprotected steel pipes and services by no later than 2037. [Replacement program details](#)

From a safety perspective, Exelon conducts periodic surveys of gas main and service assets, regardless of pipe type or age, to identify potential fugitive emission leaks, using a variety of technologies. These include optical methane detectors, remote methane leak detectors and combustible gas indicators. Identified leaks are prioritized for repair based on risk and in conformance with, or faster than, industry standards and regulatory requirements. [Leak detection and repair details](#)

Exelon's gas utilities are members of the EPA Methane Challenge program, under which our utilities have committed to replace at least two percent of cast iron and unprotected steel natural gas distribution piping per year through 2021. Since 2015, our pipe replacement programs have reduced methane emission by over 85,000 metric tons of carbon dioxide equivalents (CO₂e), and our emissions per weather-corrected throughput has declined from 0.44 percent to 0.38 percent.

[GHG emission and intensity details](#)



Exelon's natural gas distribution pipe modernization plans increase safety and result in significant reductions in fugitive emissions of methane, a potent greenhouse gas.



Exelon's gas utilities are focused on actions to reduce operational GHG emissions, including replacement of older cast iron and bare steel gas distribution pipes to reduce trace amounts of fugitive methane emissions. (Photo taken prior to COVID-19 pandemic.)

Our efforts relating to our natural gas business go beyond immediate emission reductions from infrastructure modernization, to also consider how our gas systems can play a role in the transition to a clean energy economy that considers customer preferences and end-use energy costs. In addition to our participation in the LCRI coordinated by EPRI and GTI, Exelon supports the development of potential low-carbon fuels that can be blended to lower emissions of gas delivered to end-use customers. While still in the early stages, Exelon is exploring opportunities to pilot biogas injection within its delivery system, as well as considering use of lower-emitting natural gas alternatives at the supplier level. We are also participating in research around hydrogen production to explore the cost-effectiveness of electrolysis powered by zero-carbon nuclear power.

Lastly, we continue to study the scope, scale and speed of change needed for the deployment and adoption of these new technologies, as well as the necessary role of ongoing energy efficiency for all end-use technologies, to support our customers' and communities' decarbonization ambitions by 2050.

Investment in Resilience

Exelon's utilities are investing \$26.7 billion from 2021 to 2024 to improve reliability and resilience and we use this investment as our measure of performance. Each of Exelon's utilities is currently focused on demonstrating the potential for connected communities within each of its service territories. Through these demonstration projects, Exelon will be able to identify additional measures for progress and goals for successful community transition. Potential projects include applications like smart streetlights, resilience hubs at public housing sites, smart kiosks, EV smart chargers, smart sensors and access to community solar and energy efficiency programs.

Based on physical climate change projections and our initial vulnerability analyses, Exelon's utilities developed a definition of resilience and began designing and advocating for an industry-standard metric for the measurement of utility resilience. Additional metrics and indicators will be developed around physical climate change adaptation as our strategy for resilience further evolves.

Exelon's public policy efforts focus on collaboration with key stakeholders to implement market designs, policies and regulations that achieve a reliable, affordable and clean energy future for our customers and communities. While we do not have specific metrics to measure progress, we maintain an ongoing focus on four key policy priorities: policies that recognize the value of zero-carbon generation and solutions that are affordable for all customers, empowering customers' ability to choose clean energy from their suppliers, public support for reliability and resilience for electric generation supply and utility infrastructure investment and electric market design that enables states to meet their clean energy policy objectives.

NET POWER: DEVELOPMENT OF NEW ZERO-CARBON TECHNOLOGY SOLUTIONS

Exelon constantly seeks new technologies to provide customers with low-carbon energy solutions. Since 2014, Exelon has partnered with NET Power, a clean energy technology company that provides advanced clean energy to consumers worldwide by generating lower-cost power with zero emissions. NET Power's new technology reimagines the natural gas power plant with its semi-closed loop carbon dioxide (CO₂) powered Allam-Fetvedt Cycle (AFC). This award-winning technology is now being developed globally.

AFC technology offers higher density and competitive thermal efficiencies versus conventional steam- and gas-turbine-driven power generation technologies — without producing atmospheric emissions. The cycle combusts natural gas with a synthetic air mixture composed of oxygen and CO₂ and uses supercritical CO₂ as a working fluid to drive a combustion turbine. The NET Power technology produces a high-quality, high-pressure CO₂ byproduct that is ready for pipeline transportation and storage.

This new technology achieved first fire at a 50 MW test facility in La Porte, Texas, that was developed by NET Power, Exelon Generation, McDermott and 8 Rivers Capital. In 2018, NET Power was recognized as an MIT Top 10 Breakthrough Technology and received the Breakthrough Technological Project of the Year award at the Abu Dhabi International Petroleum Exhibition and Conference. The NET Power test facility in La Porte is accessible to the public through a free online 360° virtual tour available on the [NET Power website](#).



A photograph of a woman with curly hair and a white headband sitting on a beige couch, smiling warmly at a young child with dark curly hair who is sitting on the floor in front of her. The child is wearing a light pink long-sleeved shirt. The background shows a bright, sunlit room with white curtains and a framed picture on the wall. A potted plant is visible on the left side of the frame.


Creating Value for Customers

- Achieved best-ever performance on our Customer Satisfaction Index
- Helped utility customers save 22.3 million MWh and avoid 8.1 million metric tons of CO₂e through energy efficiency programs
- Enhanced customer assistance, outreach and education for low-income residents managing the COVID-19 pandemic and its economic impacts

We know that our customers value clean, affordable and reliable energy. Therefore, Exelon pursues operational excellence to drive efficient transmission, distribution and production of energy, including programs and clean energy products and services tailored to meet our customers' energy needs. By investing in the smart grid and innovative new technologies, we enable an integrated energy system and empower customers to participate in the emerging smart energy system in ways that work for them. As we take these actions, we strive to also meet the needs of our economically and socially diverse customers to achieve equitable energy outcomes.

Exelon Utilities

Exelon utilities focus on our customers, investing in and modernizing our energy infrastructure for safe, reliable and resilient service, and clean and affordable energy choices, to create more equitable communities. Exelon utilities work with our community partners to take on shared challenges and opportunities related to climate change, economic development and improved quality of life. We harness the strength and capabilities of our six utilities, delivering clean energy services and technology solutions that enhance our customers' lives and help our communities to thrive. Our objective is to deliver a world-class experience in which customers can actively participate in understanding and managing their energy usage, enabled by our technology investments and customer-focused programs.



Smart meters are one of many technologies used by Exelon's utilities to deliver the energy system of the future.

Creating a Smarter Power Grid

A smart grid merges the powers of the latest technology with the electric grid. By investing in a smarter grid, we enable an electric system that is reliable, resilient, responsive, more energy efficient and secure. Our customers benefit through instant access to energy information, faster outage detection and response, enhanced reliability, greater energy efficiency and increased involvement in the energy system.

Smart Meters

As part of our investment in the energy system of the future, Exelon has installed nearly 9 million electric smart meters and over 1.3 million advanced gas meters. These meters have a wide range of benefits for customers:

- Meter technology enables faster outage restoration, with shorter outages when they do occur, and reduced service interruption frequency.

- Peak Time Savings, an innovative demand response program, is made possible by smart meter technology across Exelon's utility companies.
- Smart meter data enables customers to make informed decisions concerning their energy usage. For example, customers can sign up to receive high-usage alerts, notifying them when their usage is trending higher than normal for that period, and weekly usage reports that summarize their past week's usage.
- Daily and hourly customer usage data is available online for customers, including educational information about ways to reduce energy consumption.
- Quicker service connect/disconnect using smart meter service connection switches and remote sensing capabilities do not require an Exelon employee to visit the customer location. In 2020, this technology allowed Exelon's utilities to avoid over 410,000 truck trips, reducing costs and avoiding transportation GHG emissions.

SMART ELECTRIC AND NATURAL GAS METER DEPLOYMENT ACROSS EXELON UTILITIES AS OF DEC. 31, 2020

Electric	BGE	ComEd	PECO	PHI	Total
Smart Meters Installed (in thousands) ¹	1,303	4,220	1,792	1,474	8,789
Percent of Total Meters ²	97.0%	99.9%	100%	72.0%	93.4%
Total Electric Meters Installed (in thousands)	1,343	4,225	1,792	2,047	9,407
Avoided truck trips related to service connect/disconnect transactions (in thousands, for 2020 only) ³	34	250	19	107	410
Natural Gas ⁴					
Smart Meters Installed (in thousands)	665	N/A	542	139	1,346
Percent of Total Meters	93.5%	N/A	100%	98.6%	96.6%
Total Gas Meters Installed (in thousands)	711	N/A	542	141	1,394

¹ Exelon's utilities, with the exception of ACE, have completed their planned major smart meter program deployments. ACE has filed a proposal with the New Jersey Board of Public Utilities to deploy smart meters for its New Jersey customers. Final determination yet to be made.

² While each utility is close to 100% penetration for smart meters, with the exception of ACE, a variety of factors, such as hard to access meters or customer preference, may result in the utility not getting to 100%.

³ Avoided truck trips were lower in 2020 due to a variety of factors, including Exelon utilities' suspension of service disconnections in response to COVID-19.

⁴ Exelon utilities that provide both electric and gas service include BGE, PECO and DPL. ACE, ComEd and Pepco provide only electric service.

Customer Service and Reliability

Our utilities are committed to improving customer satisfaction through the delivery of reliable and cost-effective service. Each utility pursues programs for achieving a high level of reliability and maintaining exceptional customer focus. In 2020, we continued our strong performance in minimizing the average number of interruptions per customer (SAIFI). BGE, ComEd, PECO and PHI all achieved first quartile SAIFI performance with respect to 2018 industry benchmarks. ComEd SAIFI performance was both best on record and best in class, and PHI SAIFI was best on record as well. For average outage duration (CAIDI) performance, BGE, ComEd, PECO and PHI all achieved first quartile, and ComEd CAIDI performance was both best on record and best in class. Ongoing reliability improvements at our utilities include:

- Continued focus on minimizing interruptions on the transmission systems and connected substations;
- Installation of new electronically controlled switches to reduce the number of customers affected when outages occur;
- Targeted reliability upgrades to address areas where reliability is below the system average;
- Replacements and upgrades of overhead infrastructure to reduce equipment failures and strengthen the system against storms;
- Replacement of overhead wires with modern tree-tolerant construction or underground cable;
- Continued integration of information from smart meters into the outage management process;
- Measurement and management of outage restoration processes for improved efficiency;
- Underground distribution cable replacement and remediation programs;
- Ongoing vegetation management to keep overhead lines and other assets free from falling trees and limbs; and
- Investigation of new technologies for opportunities to reduce outage frequency and duration.

RELIABILITY

SAIFI ¹	2018	2019	2020
BGE	0.84	0.76	0.70
ComEd	0.61	0.55	0.47
PECO	0.82	0.79	0.70
PHI	0.81	0.76	0.68

CAIDI ²	2018	2019	2020
BGE	86	85	90
ComEd	81	78	68
PECO	94	101	85
PHI	87	90	88

1 SAIFI = Average number of interruptions per customer (total interruptions), excluding major events, per IEEE definition 1366, and planned interruptions.

2 CAIDI = Average outage duration (in minutes), excluding major events, per IEEE definition 1366, and planned interruptions.



Electric smart meter installation.

Customer Efficiency and Savings

We are committed to assisting our customers in managing their energy use to save money and reduce emissions. Though our customers desire to reduce emissions from energy use, we understand that affordability will always be a critical component of their decisions. Through our affordability and efficiency programs we are able to partner with our communities, creating innovative opportunities to grow the workforce while helping our communities reach their sustainability goals.

Hourly Pricing and Smart Usage Rewards

Each of the Exelon utilities offers hourly pricing or smart usage rewards programs so that customers can manage their costs and reduce load during peak times. These programs include remote management of residential air conditioning and water heaters, as well as hourly pricing options for those interested in avoiding use during high-demand, high-price times. These programs highlight the value of smart thermostats and smart meters, allowing customers to receive bill credits when their power is curtailed during peak times, achieve lower costs by planning

2020 AWARDS

In 2020, Exelon utilities received numerous awards for our commitment to providing energy-saving products, programs and services to our customers.

BGE. BGE received the ENERGY STAR™ Partner of the Year — Sustained Excellence award for the 10th consecutive year in 2020. BGE also received Top 5 Utility Recognition on the Utility Energy Efficiency Scorecard published by the American Council for an Energy-Efficient Economy. BGE received three American Marketing Association Marketing Excellence Awards for various marketing campaigns, one gold and six silver Telly Awards, and eight American Advertising Awards (ADDY® Awards). BGE also received the Public Relations Society of America (PRSA) Award of Excellence for the BGE Fairy Tale Campaign, a Gold and Honorable mention dotCOMM Award, and the Chartwell Best Practices Award — Gold Program Marketing Award, for BGE's Small Business Energy Solutions Marketing Campaign.

ComEd. ComEd received the ENERGY STAR™ Partner of the Year — Sustained Excellence Award. This is ComEd's eighth year in a row for the sustained excellence recognition and its 11th year of earning recognition in at least one award category.

PECO. PECO received the 2020 ENERGY STAR™ Partner of the Year — Sustained Excellence recognition for the third year in a row for promoting a vast array of ENERGY STAR certified products to residential and commercial customers. The Philadelphia Chapter awarded PECO a Peppercorn Award in the Marketing Communications category for its "Love LEDs" campaign. Additionally, PECO received ENERGY STAR's New Construction Market Leader Award for its important contribution to energy-efficient construction.

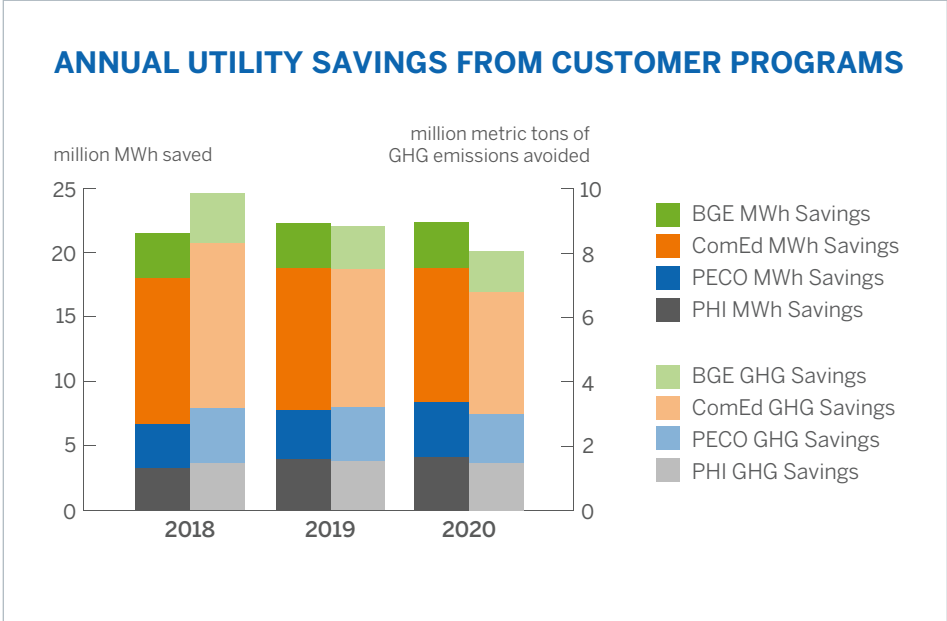
PHI. Pepco and DPL received a number of ENERGY STAR™ awards in 2020, including ENERGY STAR Partner of the Year Award — Sustained Excellence and the ENERGY STAR Certified Homes Market Leader Award. Additionally, Pepco and DPL received the Smart Energy Consumer Collaborate SMB Engagement award for its Small Business Program as well as the Environment and Energy Leader award for the Building Tune Up Program.



use during off times and avoid overloading the grid. Commercial and Industrial peak demand programs are also in use in several of our service territories, to help these customer groups take advantage of off-peak pricing when they can adjust their business cycles to avoid peak demand times. Behavioral programs that alert customers to atypical or high-use situations also remind them to be aware of their energy use and take advantage of the available peak demand programs.

Energy Efficiency Programs

In 2020, through a combination of new and prior-year investments, our Exelon utilities helped customers save over 22.3 million MWh of energy through the ComEd and PECO Smart Ideas® programs, BGE Smart Energy Savers Program® and PHI Home Energy Savings Program.® This equates to almost 8.1 million metric tons of CO₂e emissions avoided, the equivalent of nearly 932,000 homes' energy use for one year or the carbon sequestered by 10.5 million acres of U.S. forest in one year. These programs enable customer savings through home energy audits, lighting discounts, appliance recycling, home improvement rebates, equipment upgrade incentives and innovative programs like smart thermostats and combined heat and power programs. The adjacent chart shows a summary presentation of MWh saved and GHG emissions avoided over the past three years as a result of these programs. While Exelon's utilities achieved greater reduction in MWh in 2020 from 2019, associated GHG emissions avoided was slightly lower. This is due to the continuing decline in potential savings from the carbon intensity of electricity as higher carbon resources on the grid continue to be displaced by low- and zero-carbon technologies.



Exelon utilities' energy efficiency programs saved customers over 22.3 million MWh in 2020.

Green Power Connection

Exelon's utilities have worked over the last several years to develop common approaches and platforms to assist and enable customers and contractors to deploy residential and commercial renewable energy, primarily solar photovoltaics, in our utility service areas. Each utility's Green Power Connection website has resources to assist customers from start to finish on their renewable energy projects. Digital Solar Toolkits are a flagship resource from our Green Power Connect programs. The toolkits offer solar calculators to help customers evaluate their options and other tools and tips to assist in decision-making. For customers deciding to install solar, the toolkits help them select qualified solar contractors, monitor project progress and track energy usage, consumption and savings. For more information on each utility's Green Power Connection program, please visit [ACE](#), [BGE](#), [ComEd](#), [DPL](#), [PECO](#) and [Pepco](#).

Through net metering, utilities purchase excess electricity produced from residential and commercial customers' renewable energy equipment. In 2020:

- ComEd's total program included 20,187 customers providing more than 463 MW of renewable generation.
- PECO had 11,764 customers with over 127 MW in renewable resources.
- BGE had 34,952 customers with almost 373 MW of installed generation capacity.
- PHI had 83,524 customers who supplied almost 1,032 MW of renewable generation.

At year-end, Exelon utilities had a total of 150,427 customers with 1,995 MW of renewable energy generation resources installed, primarily solar photovoltaic systems, with a limited amount of wind and other resources.

State Renewable and Alternative Energy Requirements

Exelon utilities use renewable and alternative energy credits to meet state legislative requirements.

BGE. Approximately 3.7 million RECs were needed to satisfy Maryland Renewable Portfolio Standard (RPS) requirements at BGE for 2020 for default Standard Offer Service (SOS) and large Hourly Priced Service (HPS) customers. BGE purchased RECs for HPS customers and incremental SOS load, while REC requirements for residential and small and medium commercial SOS customers were met by



Our utility Green Power Connection programs have enabled over 150 thousand customers to integrate their renewable energy systems into the local grid.

winning wholesale energy suppliers under full requirements contracts in auctions approved by the Public Service Commission. The requirement at BGE was 30.5 percent in 2020, increasing over 30 percent from 2019.

ComEd. In 2020, ComEd procured approximately 1.9 million RECs from wind and solar renewable energy resources to meet the Illinois RPS requirement. For ComEd, the RPS requirement for the 12 month period beginning June 1, 2020, was 17.5 percent of all retail electricity sales. The RPS renewable energy supply requirement mandates increases of 1.5 percent each year thereafter to reach 25 percent by June 1, 2025. The passage of the Future Energy Jobs Act (FEJA) in Illinois included a Zero Emission Standard, providing compensation in the form of ZECs for nuclear-powered generating facilities that meet specific eligibility criteria. ComEd procured 15.4 million ZECs in 2020. During 2020, ComEd entered into contracts for the annual procurement of 200,000 RECs (over a 15-year period) from projects through the Adjustable Block Program and Illinois Solar for All Program. As of the end of 2020, ComEd had contracts for the annual delivery of 6.1 million RECs.

PECO. PECO is meeting Pennsylvania’s Alternative Energy Portfolio Standards (AEPS) requirements that increase through 2021. Over PJM reporting year 14 (June 2019 to May 2020), PECO retired for compliance more than 1.95 million alternative energy credits (AECs) to satisfy the AEPS 16.06 percent requirement for the planning year. This requirement is set to increase on a yearly basis until it reaches 18 percent in 2021. PECO also continued to retire solar AECs that meet the requirements of Pennsylvania Act 40 (signed into law December 2017), which requires all credits for the AEPS solar component to be generated within Pennsylvania. In addition, PECO will comply with new legislation passed in late 2020, which requires all Tier II credits to be generated within Pennsylvania.

PHI. ACE, DPL and Pepco met the RPS requirements in all four jurisdictions in 2020. DPL purchases the RPS requirement for all its distribution customers in Delaware. In the other jurisdictions, SOS suppliers purchase RECs to meet state RPS requirements, with the exception of hourly or market price service customers in the District of Columbia, Maryland and Delaware. In total, PHI utilities expect to retire approximately 5 million RECs to meet RPS obligations in 2020.

Constellation. In addition to Exelon’s regulated utility RPS compliance, Constellation, our competitive energy business unit, promotes clean energy through the purchase, sale and retirement of renewable and clean energy attribute certificates on behalf of customers through voluntary programs. Constellation retired 5.2 million RECs and 11.4 million nuclear Emission-Free Energy Certificates (EFECs) for customers. Constellation also coordinates the sale of RECs associated with Exelon Generation’s renewable generation. Additionally, Constellation purchases and retires RECs on behalf of Constellation NewEnergy to meet its various state RPS obligations as a retailer in 48 states.

Customer Satisfaction Index

Our Customer Satisfaction Index monitors our progress and captures our performance in three survey metrics among residential and small business customers: overall satisfaction, meeting expectations and overall favorability. BGE, ComEd, PECO and PHI had record Customer Satisfaction Index scores in 2020, with ComEd, BGE and PECO achieving top decile results and PHI in the first quartile. Customer care center satisfaction continues to improve, and all utilities exceeded targets in 2020. We attribute this performance primarily to a focus on improving first call resolution, self-service enhancements and standardized training and process improvements.

CUSTOMER SATISFACTION INDEX

	2018	2019	2020
BGE	8.06	8.18	8.39
ComEd	8.04	8.17	8.27
PECO	8.00	8.18	8.27
PHI	7.72	7.78	7.98

CUSTOMER SATISFACTION AWARDS

- Pepco, DPL, PECO and BGE were named 2020 Customer Champions in the 2020 Cogent Syndicated Utility Trusted Brand & Customer Engagement™: Residential study by Escalent.
- BGE, DPL, ComEd, Pepco and PECO also received awards for being 2020 Environmental Champions with high scores on the Environment Dedication Index in the 2020 Cogent Syndicated Utility Trusted Brand & Customer Engagement™: Residential study by Escalent.



Low-income Assistance

All of Exelon's utilities have programs in place to provide financial assistance to low-income households, making energy more affordable for the low-income population in our service areas. Some programs are unique to each utility based upon state requirements. Others, such as the federal Low-Income Home Energy Assistance Program (LIHEAP), are deployed across Exelon's utilities. LIHEAP is a federally funded program aimed at assisting low-income households that pay a high portion of their income to meet their energy needs. LIHEAP is funded by the U.S. Department of Health and Human Services, Administration for Children and Families, Office of Community Services. With the emergence of COVID-19 in 2020, each of our utilities also created a dedicated COVID-19 website where customers can learn more about energy assistance programs. For more information, see [Reliability and Resilience During COVID-19](#).

BGE. BGE worked with state, local and nonprofit assistance partners to aid over 45,000 limited-income households through federal and state grant programs. Through BGE's partnership with the Fuel Fund of Maryland, a nonprofit organization providing energy assistance to low-income customers, BGE customers provided nearly \$2 million in matching credits to leverage grants for almost 20,000 Maryland individuals. BGE continued a program to help customers with serious illnesses who struggle to pay their bills, and successfully supported legislation to expand the program statewide. In April 2019, BGE launched a cross-functional Limited Income Project Team that has begun to implement initiatives in five key areas: Proactive Assistance, Community Outreach, Community Partnerships, Regulatory/Policy and Education/Awareness. For more information on BGE's assistance programs, visit the [BGE website](#).

ComEd. Since 2007, ComEd's CARE programs have provided more than \$100 million in grant assistance and educational programs for residential, small business and nonprofit organizations, and have assisted more than one million customers. As part of the Energy Infrastructure Modernization Act enacted in 2011, ComEd agreed to set aside \$10 million per year to fund customer assistance programs over a five-year period, starting in 2012. More than 112,000 customers were enrolled in CARE programs or received energy management information between 2012 and 2016. The passage of FEJA in December 2016 provided an



Exelon is committed to helping customers understand their energy use options, including solutions for low-income customers.

additional \$50 million to extend the ComEd CARE programs, providing \$10 million a year from 2017 through 2021. For more information on ComEd CARE programs, visit the [ComEd website](#).

PECO. PECO's Universal Services is the largest and most comprehensive low-income program portfolio in the state of Pennsylvania and one of the largest in the nation. The portfolio includes the Customer Assistance Program (CAP), which had approximately 115,000 customers enrolled in 2020. CAP provides a monthly credit and an opportunity for CAP customers to have their total arrearage at the time of their initial enrollment in CAP, forgiven. PECO's hardship program, the Matching Energy Assistance Fund (MEAF), provides grants for low-income customers whose service is terminated or at risk of termination. The Low-Income Usage Reduction Program (LIURP) provides energy audits, usage reduction remediation measures, and energy efficiency education for low-income, high-usage customers. PECO also has a Customer Assistance Referral and Evaluation Services (CARES) program, which provides one-on-one support for low-income customers with special needs or extenuating circumstances. The total value of PECO's Universal Services programs is more than \$80 million annually. For more information on PECO's low-income programs, please visit [PECO.com/Help](https://www.pECO.com/Help).

PHI. PHI offers a variety of programs across our utilities to assist low- to moderate-income customers. In 2020, PHI helped customers secure nearly \$74 million in energy assistance funds through state, federal and nonprofit programs.

ACE. Customers may be eligible to receive LIHEAP assistance and help through the Universal Service Fund (USF). The Payment Assistance for Gas and Electric applicants are also eligible for LIHEAP or USF, and New Jersey SHARES programs are available for families not eligible for LIHEAP. The Lifeline Program aids seniors and the disabled who meet eligibility requirements for the Pharmaceutical Assistance to the Aged and Disabled or who receive Supplemental Security Income. The ACE Helping Hands Energy Assistance Program assists low- to moderate-income customers with bill assistance. In its fourth year, 3,426 customers received benefits from the \$1 million annual program funding. ACE customers can access information regarding energy assistance programs on the [ACE website](#).

DPL. Customers may apply for LIHEAP assistance, known as the Maryland Energy Assistance Program (MEAP) in Maryland and Delaware Energy Assistance Program DEAP in Delaware. Maryland customers may also qualify for the Electric Universal Service Program (EUSP), which provides assistance specific to a customer's electric bill, the Universal Service Protection Plan, which protects customers from disconnection during the heating season, and Arrearage Retirement Assistance, which assists low-income customers with electric bills over \$300 for arrearages up to \$2,000. Customers within Delaware and Maryland who are low- to moderate-income and have disconnection notices may also be eligible for the Good Neighbor Energy Fund. Additionally, Maryland customers who are low- and moderate-income and who have disconnection notices or whose services have been terminated may qualify for DPL's Good Neighbor Energy Expansion Fund. DPL piloted an Arrearage Management Program in Delaware for qualifying low- and moderate-income customers with arrears greater than \$500 and allowed forgiveness up to \$6,000; 2,595 customers took advantage of the program. Delaware customers may also seek help from the Utilities Fund, which benefits income-qualified customers facing disconnection. DPL customers can access information regarding energy assistance programs on the [DPL website](#).

Pepco. Customers may apply for LIHEAP, MEAP or the District of Columbia LIHEAP program. District of Columbia customers can also apply for the Residential Aid Discount Program, which provides eligible customers with the Residential Aid Credit, a monthly credit toward various bill line items equaling roughly 30 percent of their bill. Pepco launched an Arrearage Management Program for qualifying District of Columbia customers. The program provides arrearage forgiveness up to \$3,600 for qualifying customers with arrearages greater than \$300. Pepco Maryland customers may also apply for the EUSP, USPP and Arrearage Retirement Assistance programs referenced previously. Pepco Maryland customers with a disconnection notice or who are currently disconnected can receive a \$1,000 grant once a year through the Pepco Washington Area Fuel Fund Partnership. Pepco customers can access information regarding energy assistance programs on the [Pepco website](#).

Sustainable Solutions for Customers in Competitive Markets

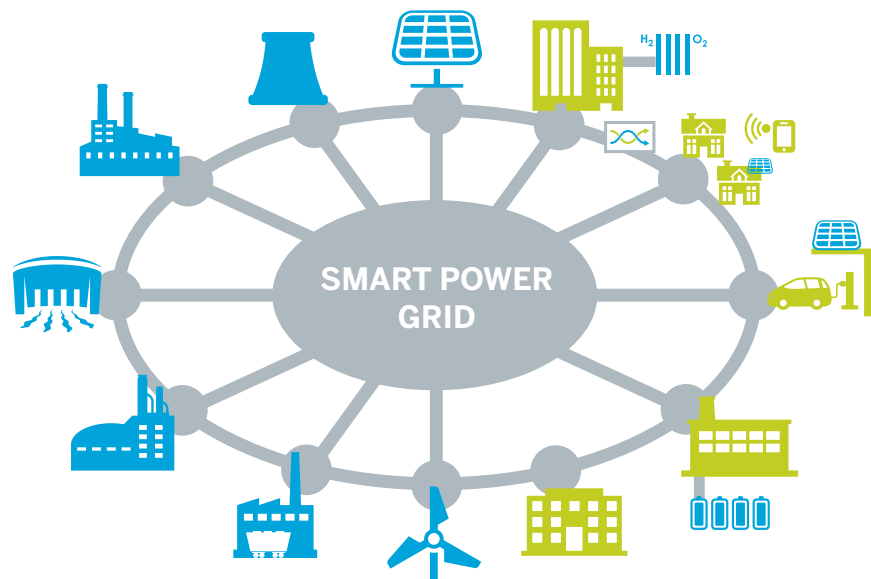
Constellation is Exelon's competitive wholesale and retail business. This business supplies power, natural gas, and energy products, services and solutions for homes and businesses across the continental United States, as well as home services in Maryland, Texas and Georgia. Constellation Retail serves approximately 2 million residential, public sector and business customers, including three fourths of the Fortune 100. Constellation's wholesale electricity supply business provides energy to utilities, municipalities, co-ops and energy retailers nationwide, managing the sales, dispatch and delivery from Exelon's portfolio of owned and

contracted power generation. In 2020, Constellation's power and gas business served approximately 215 TWh of electric load and 1,465 billion cubic feet of gas to wholesale and retail customers.

Competitive markets drive choice, innovation, savings and environmental sustainability. Constellation's integrated energy solutions — from electricity and natural gas procurement and renewable energy supply to demand-side management and connected home technology — are designed to empower customers in how they buy, manage and use their energy.

Constellation is committed to a clean energy future and offers energy options and sustainability solutions for a wide range of consumer profiles.

CONSTELLATION: INNOVATIVE, INTEGRATED SOLUTIONS FOR CUSTOMERS



Electricity. Offering customers budget stability and purchasing flexibility, with options for fixed, index and blended pricing solutions, as well as renewable energy supply.

Natural Gas. Creating custom natural gas strategies that meet the needs of customers' risk tolerance, budget management and overall energy goals.

Home Services. Giving homeowners more choices to manage energy costs and keep their families comfortable with options for solar, heating and air conditioning systems, water heaters, plumbing systems and electrical systems, replacement windows and doors, and attic insulation.

Energy Efficiency. Offering energy management options to help customers meet their financial and environmental goals, often as part of an energy performance contract or supply contracts to ease upfront capital expenses for customers.

Offsite Renewables. Enabling businesses to combine location-specific renewable energy purchases and RECs with a physical load-following energy supply contract.

Customized Energy Management Solutions

Constellation works with customers on tailored solutions to achieve their sustainability goals while managing their energy and operational costs. For many large-scale efficiency projects, the cost of investments in infrastructure improvements are recovered through the ensuing energy cost savings. Constellation uses audits, engineering, design, construction management and long-term monitoring and analytics to design and implement projects for healthcare, education and government customers, among others. We optimize assets and leverage faster payback measures, such as lighting improvements, to help pay for slower payback investments such as chillers or distribution systems. In 2020, Constellation energy efficiency projects helped customers conserve more than 290,000 MWh of electricity and more than 1.3 million British thermal units of natural gas, helping to avoid more than 280,000 metric tons of CO₂e emissions.

The Efficiency Made Easy® program is one example of Constellation's service offerings geared toward small- and mid-size business customers where funding constraints are often a barrier to critical efficiency improvements. Through



Constellation completed a \$7.9 million energy efficiency project across the World Trade Center Campus in 2020.

this program, customers save money and reduce energy consumption by incorporating the cost of efficiency projects into an energy supply agreement without the need for upfront capital. Since 2011, Constellation has funded over \$350 million in energy efficiency projects for more than 500 customers. Those customers have collectively saved approximately 393,000 MWh of electricity and avoided more than 278,000 metric tons of carbon emissions.

Early in 2020, Constellation announced its acquisition of Pear.ai, an energy intelligence platform that uses data analysis and artificial intelligence to help commercial and industrial customers manage their energy usage and costs and drive sustainability. The acquisition supports Constellation's strategy of developing and commercializing new technologies and utilizing strategic partnerships to pilot new non-commodity products and solutions that drive value for customers.

The Pear.ai technology processes thousands of bills per week to identify bill anomalies, generate insights and model predictive behavior through machine learning. Pear.ai sends customer alerts to correct issues proactively using a direct conversational functionality that eliminates the need to wait or pay additional fees for information from an account or support representative. The technology has created meaningful savings for industrial, health care, retail store and higher education customers, among others. Constellation has more than 10,500 customer meters currently under contact through Pear.ai.

Access to Clean, Renewable Energy Supply

As businesses nationwide continue to explore avenues to reduce their carbon footprint, [Constellation Offsite Renewables](#) (CORe) continues to provide customers with access to offsite renewable energy projects through the simplicity of a retail power contract.

Through CORe, businesses can leverage Constellation's size, scope and expertise in the renewable energy market to meet their sustainability goals. The product also enables businesses to point to the specific renewable project from which they are sourcing their energy, which they can relay to customers, shareholders, employees and communities.

By combining the simplified contracting and aggregation process of CORE with the commitment and involvement from sustainability-minded companies, Constellation can offer more customers access to the economic and sustainability benefits of large-scale, offsite renewable energy projects. CORE is currently supporting 18 corporate and public sector customers and expects its combined efforts across all participating customers to prevent more than one million metric tons of carbon dioxide emissions.

For small- and mid-size businesses, Constellation also offers distributed solar generation through Efficiency Made Easy.

Constellation connects customers with clean energy through RECs and EFECs. New Mix® wind RECs are sourced from renewable generating facilities within the United States. Each REC represents the positive environmental attributes of one MWh of electricity generated by a renewable power plant and is retired on behalf of customers wishing to promote their environmental commitment. The purchase of RECs supports the operation and development of facilities that generate clean, renewable energy. EFECs are created to represent the emission-free attributes of generating sources (such as nuclear) as defined by PJM, that do not directly emit greenhouse gases from combustion. When customers purchase a carbon-free electricity plan from Constellation, electricity they purchase is matched with EFECs from those energy sources providing carbon-free electricity. Constellation retired 5.2 million RECs and 11.4 million nuclear Emission-Free Energy Certificates (EFECs) for customers in 2020.

Biogas is also an emerging renewable resource for businesses with aggressive sustainability goals. It can replace traditional natural gas supplies once it is processed to remove non-methane compounds. Biogas becomes renewable natural gas (RNG) once cleaned and injected into a commercial pipeline system and can be used to produce heat and electricity as well as power vehicles. Constellation works with compressed natural gas (CNG) fueling stations to make biogas available as vehicle fuel and to generate renewable vehicle fuel credits such as Renewable Identification Numbers (RINs) and state-level Low-Carbon Fuel Standard (LCFS) credits.

Constellation is currently contracted for the supply of RIN/LCFS qualified RNG from more than 20 biogas production facilities with end-delivery to more than 100

end-use customers throughout the United States, including CNG stations. In these projects, Constellation provides services related to physical natural gas receipt, nomination and balancing onto the commercial pipeline system, storage services during a project registration period to be eligible for RIN/LCFS credits, pathway services for end-demand customers and CNG stations and RIN/LCFS credit monetization for revenue sharing to both the biogas producers and CNG station end-users.

In August 2020, Constellation launched a community solar program in Illinois providing residential and small business customers in the ComEd service territory the opportunity to support the development of renewable energy by subscribing to in-state solar farms. By enrolling in community solar, customers can help increase the amount of clean, solar power delivered to the grid and receive solar credits for their allocation from the farm applied directly onto their electricity bill.

To date, nearly 1,000 customers have enrolled in the program. The three solar farms, which were built by Constellation and sold to a third party for operation, are expected to produce a combined 12,400 MWh in the first year of operation, which is the equivalent of saving more than 9 million pounds of coal from being burned.



Constellation's CORE product provides businesses access to renewable energy through the simplicity of a retail power contract.

CONSTELLATION PROJECTS AND PROGRAMS

Constellation is involved in a variety of innovative, low-carbon projects for customers across the United States. Several highlights are listed below; please click the links to learn more about each project or initiative.

Wesleyan University Gains Integrated, Holistic View of Utility Costs, Energy Insights Through Pear.ai Platform »



Constellation Completes \$7.9 Million Energy Efficiency Project Across World Trade Center Campus »



Virtual Learning: Constellation Donation Helps Living Classrooms Crossroads School Secure Google Chromebooks for Every Student »



Constellation Signs 108 MW Solar Agreement to Supply Aggregation of Three Commercial Customers »



Boston's Ready to Join Dozens of Other Municipalities in Renewable-Energy Push »



Partnering with Our Communities

- Donated \$58.4 million to organizations, benefiting nearly 4.4 million people
- Supported more than 440,000 students developing knowledge and skills in science, technology, engineering and math (STEM)
- Supported clean technology startups and economic development in our communities through the 2c2i program



As a good corporate citizen, Exelon builds connections with the people in communities where we live, work and serve. Our first priority is providing safe, clean, reliable and affordable energy to support the quality of life that our family, friends and neighbors expect and to enable the economic growth our business customers deserve. We employ over 32,300 people in high-quality jobs in power generation, electric and gas T&D operations, engineering and capacity planning, marketing, communications, customer service, economic development and more. We also impact our local and state economies through our commitment to purchasing from, and contracting with, local and diverse suppliers. As we seek to support racial equity and social justice, we are taking action to support our communities in many ways, such as through science, technology, engineering, and mathematics (STEM) education, workforce development, investments and capacity building among local women and minority-owned businesses.

COVID-19 and the Economy

Nationally, the economy contracted at an annualized rate of 32 percent in the second quarter of 2020. An estimated 22 million jobs were initially lost. Those with low-wage jobs were the hardest hit, with disproportionate impacts in minority communities. While the economy rebounded in the third and fourth quarters, the ranks of the long-term unemployed increased significantly.

Like the rest of the country, the hardest hit sectors in the Exelon utilities' service territories have been in consumer-facing industries, including retail and restaurants, leisure and hospitality, education and health services. Manufacturing generally held up well, with output at or above pre-pandemic levels, indicating that this sector continued to increase productivity through automation. Remote office work, videoconferencing, online shopping and home entertainment services boomed, all of which drove the need for more data centers and high-tech, warehouse distribution facilities in our service areas.

While each Exelon operating company has traditionally promoted its location for business attraction, in 2020 economic development in our service areas was all about helping communities and business navigate COVID-19 — addressing life and livelihoods in the communities we serve — while supporting accelerated industry change and local economic development in our service areas.



Liquefied natural gas tanks at BGE's Spring Gardens campus in South Baltimore, Maryland.

Economic Development

Equitable Recovery

As we worked through the pandemic and monitored its impact on traditional office buildings and retail stores, Exelon's utilities' economic development teams continued working with our respective state, regional and local partners to help ensure that recovery from the pandemic is not only strong, but equitable. PHI launched a number of initiatives within its three operating companies that focused on working directly with customers to establish plans for their utility bills. We also introduced a webinar that built on knowledge of The Coronavirus Aid, Relief, and Economic Security Act, how that could affect customers and other stakeholders and how businesses could utilize federal, state and local government assistance. BGE gained approval for a small business grant program to assist eligible applicants affected by the pandemic. ComEd launched a system-wide small business grant program for those struggling with past due balances. PECO filed a small business grant program as part of its gas rate case and maintained its *Crisis Support for Business* web page to highlight federal, state and local financial assistance programs for relief and recovery.



Exelon utilities worked in 2020 to support local economies navigate the impacts of COVID-19.

Growth Sectors

Data Centers

Our economic development teams advocated for competitive state tax incentives to support data center location decisions. ComEd led the way when its economic development team joined the Illinois business community in getting data center legislation signed into law in 2019. The legislative win has resulted in significant project activity in ComEd's territory. The ComEd team shared best practices with the Exelon utilities' economic development teams, and BGE leveraged the feedback to develop a strategy and initiate support for data legislation in Maryland, which eventually passed in spring 2020. The legislation has resulted in key new projects in the BGE territory. PECO similarly joined a coalition of stakeholders to appeal to Pennsylvania legislators to recognize the benefits of enhancing its information technology (IT) infrastructure with tax incentives.

Data centers are increasingly important to the economy and to society in general as large amounts of data are used for work and school, shopping, entertainment, health care, research, communications, transportation, supply chain management and more. Since they require a significant amount of power infrastructure, our economic development groups regularly work with new business prospects, utility planning and operations to address capacity requirements.

Warehouse Distribution Facilities

The pandemic accelerated the e-commerce boom of home shopping and deliveries, which resulted in limited available modern warehouse distribution space in metro areas across the country. Consequently, developers continued to build-to-suit for companies like Amazon, UPS, FedEx, and others. Across our service territories, many also built and leased on speculation to meet demand.

ComEd's metropolitan Chicago region saw a record amount of new industrial space delivered and leased in 2020 with vacancy levels falling to record lows during the current economic cycle. Amazon, for example, leased a total of 18 million square feet of distribution space there. PECO dedicated economic development resources to support the build-out of electric infrastructure at two



Future view rendering of redevelopment of the former PES oil refinery area, Philadelphia, Pennsylvania.

prime sites in its Greater Philadelphia service territory: Hilco's redevelopment of the 1,300-acre former Philadelphia Energy Solutions (PES) oil refinery where it envisions 15 million square feet of logistics space and Northpoint's redevelopment of an 1,800-acre former U.S. Steel site where plans call for an initial 10 million square feet of industrial space.

Each operating company foresees continued growth in cold storage for food delivery and for pharmaceuticals. We also anticipate growth in the electrification of delivery fleets.

Electrification

From a utility economic development perspective, electrification-driven growth seems inevitable. While other departments within our utilities focus more directly on the impact of electrification on our distribution systems, we help customers evaluate their electrification plans and celebrate their accomplishments. ComEd enabled the charging infrastructure for the first electric school bus in its service territory, and PECO continued discussions with the Southeastern Pennsylvania Transportation Authority about plans to electrify its public bus system, and supported PhilaPort's installation of new electric cranes. See the [Beneficial Electrification](#) section of this report for more information on our strategy.

Taxes are another important way Exelon supports local growth and development. In 2020, Exelon paid, or collected and remitted, a total of \$4.2 billion in taxes. Of this total, we paid nearly \$1.8 billion in federal income and payroll taxes and state income/franchise, payroll, property, sales/use and utility taxes directly related to our business operations. Exelon collected and remitted to federal and state governments an additional \$2.4 billion in taxes, such as employee payroll, sales/use and utility taxes.

EXELON CORPORATION AND SUBSIDIARIES — 2020 TAXES PAID¹

dollars in millions

	Paid by Exelon Entity	Collected and Remitted by Exelon Entity on Behalf of Government Agencies	Total Taxes Paid or Collected and Remitted by Exelon Entity
Federal Income, Payroll and Other Taxes	337	1,079	1,416
State and Local Taxes²			
Delaware	35	10	45
District of Columbia	168	27	195
Illinois	415	601	1,016
Maryland	423	268	691
New Jersey	17	141	158
New York	47	59	106
Pennsylvania	243	119	362
Texas	34	38	72
Other States	64	93	157
Total 2020 Taxes Paid	\$1,783	\$2,434	\$4,217

1 Numbers reported on a tax basis and rounded in each jurisdiction to the nearest million dollars.

2 State and local taxes include: Income and franchise; payroll; property; sales and use; and/or utility and other taxes as applicable in each jurisdiction. In some cases, due to COVID-19, local property tax assessment offices were delayed in issuing property tax bills with payments deferred until 2021; payment of affected property taxes not accounted for in 2020 will be accounted for in our 2021 reporting.

AWARDS AND ACCOMPLISHMENTS



PECO was recognized in the September 2020 issue of Site Selection magazine among the Top Utilities for Economic Development nationwide.

ComEd maintained its leadership role with the international Utility Economic Development Association.



Exelon facilities contribute significantly to the local tax bases in the communities we serve. 2,386 MW Braidwood Generating Station, Braidwood, Illinois.

Exelon's Commitment to Workforce Development

Exelon's Workforce Development approach is focused on addressing economic inequities in the communities where we serve. We recognize that systemic racism and bias have disproportionately impacted some communities. 2020 highlighted these realities as our nation faced the twin pandemics of health inequality and social injustice. We are compelled to be industry leading in our drive toward solutions.

In 2020, Exelon launched a renewed and integrated workforce development strategy centered on four focus areas:


- Creating STEM and vocational education and awareness among young people in our service areas;
- Reducing or removing educational barriers and obstacles faced by young people and underserved and under-resourced communities;
- Deepening current and executing new approaches and partnerships with employers, nonprofits and community groups to expand training and job opportunities for work-ready adults and youth; and
- Offering thought leadership in workforce development by driving for positive community impact, developing and leveraging best practices and broadly sharing our successes.

Exelon currently has more than 100 different workforce development programs across our six utilities (Atlantic City Electric, BGE, ComEd, Delmarva Power, PECO and PHI), Constellation and Exelon Generation. Since their inception, more than 22,000 people have participated in Exelon's various workforce development programs. More than 1,400 people have been hired — internally at Exelon companies or externally at other companies — as a result of our workforce development programs.

In 2020, Exelon received the Workforce Champion Award and PECO received the Impact Award for Community Partners from the Center for Workforce Development (CEWD).

In addition to committing Exelon to this long-term workforce development effort, Exelon's CEO Chris Crane has also championed this work across the industry as

the 2019/2020 EEI Chairman. Together, Exelon and our industry must collaborate to build the workforce of the future so that all segments of our society benefit from the opportunities created by our industry's transformation.



Our comprehensive workforce development strategy provides opportunities for community members.

Engaging with Communities

Our mission is to provide clean, reliable and affordable energy systems to our communities. In providing this service to our customers, we also recognize that electricity service requires care and caution. We aim to effectively engage our customers to always ensure their safety. The safety and well-being of our customers and communities is an important aspect of our vision of connected communities. We aim to protect the public and minimize potential adverse impacts of our operations, especially during potential emergencies. As part of this commitment, we prioritize strong communication networks with our neighbors.

Disaster Preparedness and Awareness

We proactively engage with our communities so we can all respond to emergency events quickly and effectively. Each of our operating companies maintains an educational outreach and preparedness program to protect the communities surrounding our operations in the unlikely event of a disaster. Our operating companies prepare for potential emergencies using tabletop exercises and real-world drills. We conduct activities both internally with our employees and with local, state and federal emergency response organizations. During 2020, Exelon engaged with communities around COVID-19 issues in many ways, as described in the [Reliability and Resilience During COVID-19](#) section of this report. We look forward to post-pandemic conditions where we can once again engage directly with our stakeholders in person, through the following types of activities we have conducted across the years:

- Direct mailings to residents living within each station's emergency response area containing details about emergency warning systems, evacuation routes and other safety issues;
- Community information nights to answer questions from local residents;
- Educational programs at schools to teach children about energy safety;
- Routine social media reminders on disaster preparedness and emergency response ahead of storms and seasonal changes;
- Training for contractors and excavators working in the vicinity of operations; and
- Online information on disaster preparedness.



Pre-pandemic community tour at the 572 MW Conowingo Hydroelectric Dam, Darlington, Maryland.

Our utilities provide extensive safety information on their websites. Online, customers can find tips for how to protect themselves and their families during power outages or when power lines are down, along with information on natural gas safety. We use a range of social media platforms, including Twitter and Facebook, to communicate directly with our customers and communities. We use these platforms to respond to customer inquiries and concerns and to provide real-time outage information. Please visit our utilities' websites at [ACE Safety](#), [BGE Safety](#), [ComEd Safety](#), [DPL Safety](#), [PECO Safety](#) and [Pepco Safety](#) for more information.

COMMUNITY ENGAGEMENT AT NUCLEAR PLANTS

Local stakeholder engagement is particularly important for our nuclear operations. At each of our plants we conduct outreach through the following mechanisms:

Tours. We periodically provide nuclear plant tours to stakeholders, such as elected officials, community leaders, opinion leaders, schools and the media. Tours offer a first-hand look at how we operate our nuclear power facilities in a safe and secure manner.

Speakers' Bureau. The speakers' bureau program takes our message of safe, reliable, zero-carbon operations on the road to a broad audience of schoolchildren, civic organizations and the public. A company representative or other communicator will give a speech or attend an event and deliver key themes and messages to a target audience.

Community Outreach. We maintain ongoing, open and honest relationships with public officials, business and community leaders, opinion leaders, the public and the media through planned community events, sponsorships and other public interactions.

Community Information Nights. We hold annual open-house events at all of our nuclear sites, which give members of the public an opportunity to visit the plant, meet plant leaders, talk with employees, ask questions and learn about nuclear energy and how their neighborhood plant operates.

State of the Plant Events. We host an annual event for local governing bodies, key county officials and community leaders in which site leaders share information about plant performance, projects, issues and involvement in the community.

The collective engagement efforts of our 12 owned nuclear sites resulted in 29 strategic tours, 102 speakers' bureaus and 66 community outreach events, reaching more than 53,000 community members and other key stakeholders during 2020.

Nuclear Plant Safety

Exelon operates the largest zero-carbon generation fleet in the United States, the majority of which is nuclear, followed by renewable energy resources. While nuclear power generation does not produce GHG emissions, it requires detailed attention to safety. The health and safety of our plants, our employees, our neighbors and the environment are of the highest priority.


Exelon Generation's nuclear fleet has one of the best industrial safety records in the industry. Nuclear plants consistently have the lowest recordable injury rates of any form of electricity generation and we employ multiple levels of oversight to ensure continued safety in this area. Exelon uses the proven, proprietary fleet-

wide Exelon Nuclear Management Model for managing all aspects of nuclear plant operations. Line management is responsible for maintaining a strong safety culture at the plant level and implementing the Management Model, with executive oversight, independent Nuclear Safety Review Boards at each plant and Exelon's Generation Oversight Committee rigorously monitoring and evaluating nuclear performance. As a result, we are in full compliance with required and industry-led reporting and actively support extensive transparency and reporting regarding the safe operation of nuclear facilities.

In addition to internal monitoring, the Institute of Nuclear Power Operations (INPO) also evaluates plant and industry safety and reliability, with the objective

of maximizing plant and industry performance and sharing best practices and improvement opportunities. The NRC performs ongoing oversight and review of our nuclear plants in the areas of operations, maintenance, emergency planning, security and environmental and radiological impacts. The NRC may modify, suspend or revoke operating licenses and impose civil penalties for compliance failure. As of December 31, 2020, public performance indicator results from the NRC's 2020 Reactor Oversight Process show that 20 of the 21 nuclear generating units operated by Exelon are in the highest performance group, indicated by their green band classification. More information is available on the [NRC website](#).

All of our nuclear facilities are highly secure, virtually impenetrable facilities that are models of security for other industries. Our defense-in-depth security systems include vehicle checkpoint stations and barriers, security towers, complex engineered barrier systems, site security fences and highly trained security officers, all of which make these facilities the strongest industrial site defenses in the nation.



Control room, 2,347 MW Byron Generating Station, Byron, Illinois.

Our highly skilled and professional workforce receives regular and rigorous training to maintain and improve their performance and knowledge of the special and unique technology they operate. We conduct training at each of our 12 Exelon-operated nuclear sites, three centralized training facilities in Pennsylvania, New York and Illinois and a fire training academy located in the Midwest.

Every new employee at a nuclear power plant receives a general orientation and initial training. Our instructors receive initial training aligned to the INPO Instructor Certification Program and are equipped with company-specific training and knowledge of requirements. Certified instructors maintain their skills and knowledge with annual continuing instructor training accredited by the National Academy for Nuclear Training. Line department employees, supervisors and work groups attend discipline-specific training programs that prepare them for their role within a nuclear facility, along with continuing training programs to maintain and improve their knowledge and skills. The length of the initial training programs varies depending on the discipline: from nine months for skilled tradespeople to 18 months for NRC-licensed nuclear control room operators. In 2020, we completed training and licensing for 109 new control room operators.

Exelon's nuclear fleet uses distance learning technology and classrooms to conduct its initial maintenance and technical training programs. There are 54 classrooms in 16 different locations in Illinois, Pennsylvania, New York and Maryland that include the latest audio and video equipment, allowing interactive training to occur simultaneously with a multitude of students taught by a single instructor. In addition, we use three centralized lab locations for hands-on portions of maintenance program training. We also utilize innovative training technology such as virtual reality, 3-D printed mock-ups of tools and equipment and glass-top simulators. In 2020, continued integration of distance learning technology resulted in the graduation of 86 engineers. In late 2020 a new class of 75 new M&T trainees began, with a graduation date in early 2021. The Exelon ANSI Management Certification class also used distance learning technology, which enabled 47 students and eight external students to receive their management certification. Employing new and innovative technologies affords our employees a more streamlined training schedule, more time at their home facility and less time traveling.

Giving Back to Communities

At Exelon, we are committed to supporting community progress in the areas in which we live and work. We engage directly with people in our local communities to make a positive difference in the areas that matter most to the customers and communities that we serve.

Every year, we give a portion of our revenue back to our communities. In 2020, Exelon, its operating companies and the Exelon Foundation provided \$58.4 million in funding to nonprofit organizations. This year's total was an increase of almost \$7 million.

As widely reported, the pandemic and related economic downturn severely affected nonprofit organizations, particularly those serving people from disinvested communities. Exelon provided almost \$8 million in funding to community-based agencies to support basic human needs. Also included in

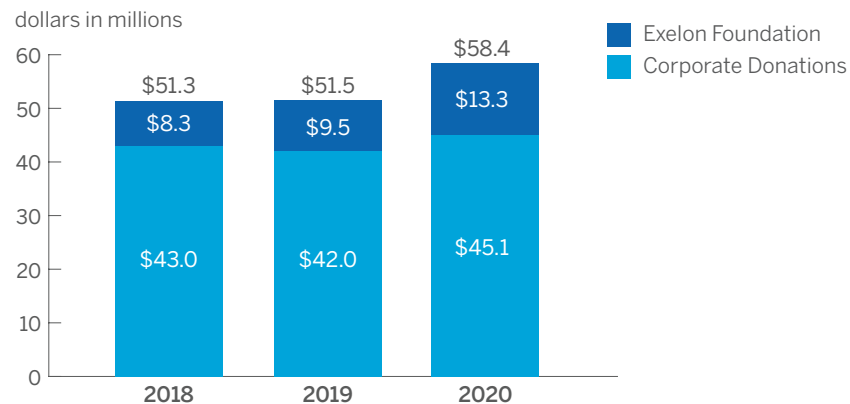
the company's funding was a contribution to the National Minority Supplier Development Council's regional affiliates in Exelon's four major cities (Chicago, Baltimore, Philadelphia and the District of Columbia) to support Black-owned businesses, which were acutely impacted by COVID-19's economic fallout.

Over \$46 million — more than 84 percent of our total grants — supported organizations, programs or events that serve the needs of diverse populations.

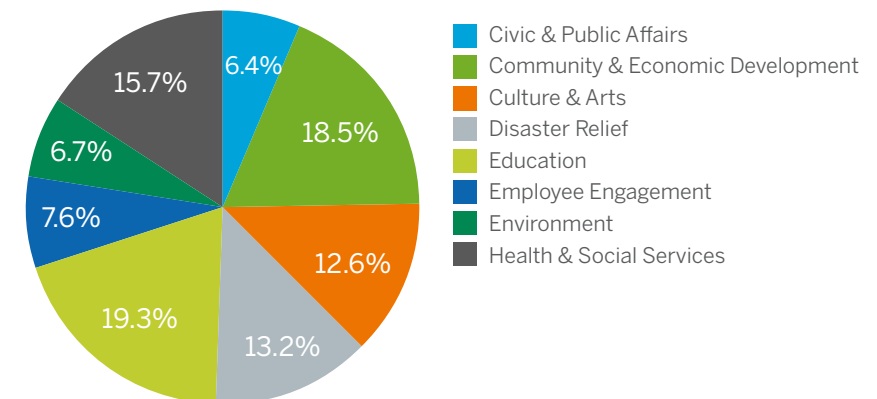
We are proud to share that our 2020 philanthropic efforts benefited nearly 4.4 million people. We focus our giving in key areas.

The company's paramount focus area continues to be education, specifically supporting students' interest and aptitude in STEM and the energy industry. In 2020, Exelon supported 441,102 students through our STEM-focused funding, which in the future will have a deeper connection to our company's diverse recruitment efforts.

CORPORATE GIVING



2020 CONTRIBUTIONS BY PROGRAM AREA



STEM ACADEMIES

Creating a reliable workforce pipeline is crucial to ensuring the success of the industry and meeting the needs of society for dependable power. As we promote STEM education for future leaders, it is our responsibility to also support underrepresented populations and build a diverse workforce. As part of Exelon's ongoing efforts to promote workforce development and empower young women, the Exelon Foundation, in partnership with the HeForShe Initiative and The National Energy Education Development Project, created free year-round STEM programming to engage high school girls from under-resourced communities in our key markets: Chicago, Philadelphia, and Baltimore and the District of Columbia. More than 2,000 young women and parents receive our monthly STEMist e-newsletter; many join monthly mentoring sessions plus bi-weekly, online, hands-on STEM activities (led by program alumnae), Career Chats with our employees, professional development sessions (interviewing etiquette, LinkedIn profiles, etc.) and social gatherings.

In 2020, due to COVID-19, all programs successfully moved to a virtual format; 180 young women — 81 percent of whom were students of color — attended the virtual summer STEM Leadership Academies which retained a variety of experiences including virtual field trips to Exelon worksites, interactive hands-on science projects, career panels with employees, sessions on leadership and a team-based challenge focused on energy efficiency and climate change.

“By creating opportunities for young women to learn about and pursue STEM-related careers, we are helping to develop the workforce of the future,” said Chris Crane, Exelon president and CEO. “We recognize that a diverse team of people — with different backgrounds, experiences, cultures and perspectives — makes for a better company and a stronger community partner and it will yield greater innovation and market competitiveness.”



Employee Philanthropy and Volunteerism

Exelon encourages employees to volunteer in their communities and supports them in this work. In addition to benefiting the local community, volunteerism drives employee engagement. Even with the virtual volunteer environment of 2020, 4,646 unique Exelon employees volunteered 133,243 hours in their communities.

Below are some examples of our employee philanthropic and volunteer activities:

Employee Giving Campaign and Matching Gifts Programs. Exelon employees contributed over \$12 million through the Exelon Foundation Employee Giving Campaign and Matching Gifts programs. The Foundation matched a portion of the donations, resulting in \$19.8 million going directly back into the communities we serve.

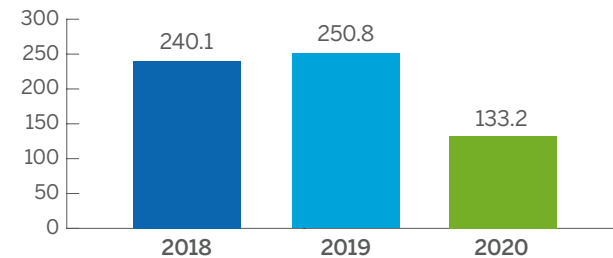
Autumn Acts of Kindness. During the month of November, 937 employees volunteered for a total of 7,970 hours, both at company events and independently, in support of our Autumn Acts of Kindness program. These included 174 company-sponsored virtual volunteer events.

Employee Volunteer Awards. To reward our employees who volunteer for more than 50 hours in a year, Exelon presents Employee Volunteer Awards, with an associated financial grant of \$5,000 to \$20,000 given to the recipient employee's nonprofit organization of choice. In 2020, we distributed 24 awards totaling \$200,000 to nonprofit partners.

Dollars for Doers Program. In 2020, we awarded \$682,500 in Dollars for Doers grants, a program through which Exelon provides \$100, \$200 and \$400 grants to nonprofits in honor of employees' volunteer service of 10, 20 and 40 hours, respectively.

VOLUNTEER HOURS

in thousands



Note: 2020 volunteer hours were reduced due to COVID-19.



Exelon employees are committed to supporting their local communities through volunteerism and giving programs.

CLIMATE CHANGE INVESTMENT INITIATIVE

The Exelon Foundation and Exelon Corporation launched the \$20 million [Climate Change Investment Initiative \(2c2i\)](#) to cultivate startups working on new technologies aimed at reducing greenhouse gas emissions and mitigating climate change in our service areas in 2019.

The 2c2i program blends the social and environmental impact objectives of the Exelon Foundation with the investment objectives and approach of venture capital by investing in startups that focus on climate change, clean energy and the environment. Under 2c2i, the Exelon Foundation will invest \$10 million in startups over 10 years and Exelon Corporation will provide those startups with up to \$10 million of in-kind services, such as access to Exelon networks and expertise to scale their businesses.

This year, 80 percent of Exelon Foundation's 2c2i investments were in minority and women-led startups and 50 percent were headquartered in a city in Exelon's footprint. Each selected startup is focused on addressing climate change through various goals, targets and initiatives that align with common themes: mitigation, resilience and adaptation.

One startup selected in 2020 is Manta Biofuel, a climate change mitigation-focused startup based in Owings Mills, Maryland, that uses algae to make a cost-competitive renewable replacement for crude oil. Manta Biofuel's product is a carbon-neutral heating oil produced from the CO₂ that algae biomass captures from the air. In addition to the carbon captured in the fuel, the system also produces carbon-rich biochar as a co-product, which can be permanently sequestered. As the barriers to electrification are addressed in the long term, Manta Biofuel is currently producing and delivering this drop-in renewable heating oil replacement to our residential and university customers.

Another startup selected in 2020 is Cambium Carbon, a social impact enterprise focused on climate mitigation and resilience. The company is reforesting America by enabling local wood economies. They are also building [Reforestation Hubs](#) in underserved communities with public-private partnerships designed to divert wood waste from fallen city trees, repurpose it into its highest and best use and channel associated revenues into new tree planting. This will help reduce carbon emissions, pull CO₂ from the air and benefit the environmental, health and economic resilience of the surrounding community.



Startup leaders "pitch" their ideas for funding consideration during the 2020 2c2i Pitch Day event.

A Safe, Innovative and Rewarding Workplace

- Achieved top decile OSHA Recordable Rate safety performance in our industry
- Formed a Racial Equity Task Force to continue to drive progress and personal and organizational accountability
- Hosted more than 500 collegiate summer interns to support community engagement and build a diverse pipeline for future entry-level jobs at Exelon



Exelon fosters a safe, diverse and innovative workplace that strives to keep employees engaged in meaningful and important work. We provide our people with competitive compensation and benefits, a culture of entrepreneurship and opportunities for personal and professional growth. We pride ourselves on bringing employees together in a collaborative environment that inspires new ideas and embraces diverse perspectives. Additionally, the safety and well-being of our employees has been Exelon's top priority throughout the COVID-19 pandemic — to read more about our employee response please see the [Reliability and Resilience During COVID-19](#) section of this report.

Promoting a Culture of Safety and Health

At Exelon, we integrate safety and health into every level of our company, beginning with each individual employee. Every day, our employees perform a wide range of critical work activities, from securing transmission lines after a storm to overseeing electricity generation, which is inherently dangerous work. Through the strength of our safety programs and the commitment of our employees and leadership, Exelon achieves top-tier safety performance.

Our Safety Peer Group consists of each business unit's safety managers, corporate safety managers, industrial hygienists and legal and medical professionals. The group seeks out and identifies successful pilot programs or new practices to be adopted by the entire corporation.

We reinforce safe work practices and identify potential risks before an incident occurs through peer-to-peer and manager safety observations, including the Value Based Engagement Program. By recording safety observations, documenting near misses and tracking incident trends, we systematically identify issues and pinpoint improvement opportunities.

Above all else, our most important safety and health goal is to achieve zero employee and contractor injuries and fatalities. We failed to achieve that goal in 2020, as a summer intern was fatally injured by a vehicle operated by a member of the public while the intern was performing roadside work on behalf of Exelon. In response, we have increased focus on the work performed by seasonal and temporary workers to anticipate hazards that they might encounter. We have continued our concerted efforts to not only implement but develop the best practices from across the industry, specifically engaging with the Campbell Institute of the National Safety Council (NSC).

Safety Management

We prioritize health and safety performance improvements through our comprehensive safety management systems (SMS) and targeted initiatives for high-risk areas. We conduct risk assessments, track and investigate incidents and implement corrective action programs through our SMS in accordance with applicable Occupational Health and Safety Assessment Series (OHSAS) and American National Standards Institute (ANSI) standards. The executive-level Safety Council and Safety Peer Group review risk assessment and benchmarking



Safety of our employees and the public is a key focus for Exelon as we deliver reliable energy to customers.

results and recommend targeted safety initiatives. Additionally, in 2019, Exelon evaluated the International Organization for Standardization (ISO) 45001 Safety Management System Standard for best practices that could be integrated into the safety management systems going forward. The revision to the Exelon safety management systems using these concepts was adopted in late 2020. In 2021, we will perform enterprise-wide assessments with a goal of coming into full conformance with the ISO 45001 requirements. In 2020, our employees received more than 745,000 hours of safety-related training through hands-on, classroom and computer-based training. We integrate safety training into our new employee orientation and leadership development programs to foster a company-wide culture of safety.

We enhance our safety program through industry benchmarking with our peers, evaluating new technologies and seeking to better leverage data to mitigate hazardous conditions and prevent injuries. We collaborate closely with EEI and EPRI on safety initiatives within our industry and are expanding our safety benchmarking to include larger companies outside our industry. Since 2016, Exelon has been a member of the Campbell Institute, a group of leading companies from the NSC regarded as thought leaders on environmental, health and safety (EHS) issues. Exelon works with the Campbell Institute in five major focus areas — employee well-being, leading EHS indicators and data analytics, serious injury and fatality prevention programs, sustainability and contractor management.

Engaging our employees on safety is a critical component of creating our safety culture. One way we motivate employee involvement in safety innovations is through Safety Achievement Awards. The awards are peer-nominated and awarded to employees who go beyond their normal job duties to make work safer and, in some cases, to improve public safety as well. In 2020, 93 employee teams were nominated for Environmental (57) and Safety (36) Achievement Awards. Three projects from each of the environmental and safety categories were recognized as outstanding and were selected as winners. On behalf of each of the six winners, Exelon donated to an environmental or safety-related nonprofit selected by the team members. Donations were also made on behalf of the Honorable Mention teams for environment and safety. Additionally, two teams were designated as safety champions and contributions were made on



Exelon utilities continue to expand the use of thermal imaging to support employee safety and early detection of potential issues on the system.

behalf of their teams. In total, Exelon donated \$55,000 to charities in 2020 on behalf of projects recognized by the Environmental and Safety Achievement Awards program.

Safety Technology and Engagement

Across Exelon, our business units often test innovative methods for improving safety performance. We leverage technology to reduce employee risk exposure while improving service. For example, drone aircrafts for transmission lines and wind turbines inspections can limit the risk to employees while improving inspection quality and speed. Other areas where we seek to improve our safety performance through technology include the following areas:

Exelon Power and BSC completed a pilot using thermal imaging from FLIR Systems. The FLIR ONE Pro assists in finding invisible problems. Applications include inspecting electrical panels; troubleshooting mechanical systems; looking for heating, ventilating, and air conditioning problems or finding water damage. These products are also utilized for COVID-19 personnel temperature screening.

Exelon Utilities are piloting the use of remote flagging devices (where legally permissible) to eliminate flaggers being in traffic for roadway flagging operations.

Exelon Nuclear continues to implement robotic submersibles to reduce the need for divers.

CONTINUOUSLY IMPROVING OUR SAFETY CULTURE

In 2020, Exelon partnered with the NSC to conduct a safety perception survey across the enterprise. This employee survey process will allow Exelon Corporation to measure and evaluate, by operating company and relevant departments within an operating company, employee perception of the current state of safety management and safety culture; compare within an operating company and across operating companies' employee responses by various work groups; identify high performance areas and areas of opportunity and benchmark Exelon Corporation employee perceptions with employees in other organizations and industries. Employee perception surveys are a particularly useful vehicle for evaluating a safety management system, for action planning and for motivating and monitoring improvement.

Surveys have advantages over other safety program measurement criteria such as injury rates because they are more current and are a more correlative and comprehensive indicator of program changes. Most research validates that the use of employee perception surveys itself is a leading indicator of positive program change because action is more likely to be taken in response to employee survey results. Survey results can establish an early warning system of problems that other measures have yet to identify or quantify. They also are one of the only ways to measure and accurately quantify even small changes in culture and climate issues — components that are generally regarded as the most critical to safety program improvement.

Teams from across the enterprise are working with NSC staff in 2021 to view results and implement action plans based on the survey responses. These actions will be both at the enterprise and business unit level, dependent upon the nature of the responses.

Safety Performance

At Exelon, safety performance is integral to our culture. While Exelon's OSHA recordable safety performance in 2020 was top decile for the industry, the fatality incident previously discussed was a failure of our commitment to assure that every worker gets home safe each day. We are committed to reenergizing our workforce to anticipate and recognize potential hazards through our severe injury prevention program. In total, Exelon experienced 221 OSHA recordable incidents, down from 224 in 2019. Simultaneously, we saw improvements in many of our individual businesses. We methodically investigate all circumstances pertaining to these events to ensure we thoroughly understand the situation and take preventive steps in the future.

In 2020, Exelon employees drove more than 99 million miles in a combination of Exelon-owned, employee-owned and rental vehicles. The total number of accidents where a company driver is responsible increased in 2020 to 2.78 accidents per million miles driven, up from 2.57 in 2019. The most common cause of accidents in which Exelon is not at fault is our motor vehicles are struck by another vehicle while stopped, usually because the non-Exelon driver was driving while distracted. Where Exelon is at fault, the leading cause is striking stationary objects at low speeds. During the pandemic period, road traffic in many urban areas declined but observations of aggressive driving increased, particularly where it was advertised that traffic rule enforcement was being reduced due to COVID-19 exposure concerns for the police and public.

We will continue to work to prevent accidents and near misses that occur due to these types of incidents and pilot new or improved technologies to help improve driver safety. Exelon coordinates efforts with the Network of Employers for Traffic Safety (NETS) to leverage best practices and improve the safety of our drivers. NETS provides Exelon with valuable insight from other utilities and other industries like insurance, telecommunications, and transportation services.

Ensuring that our contractors return home safely is as important as our efforts to safeguard our own employees. In 2020, Exelon's contractors worked more than 37 million hours in support of our operations.

We expect our contractors to meet our high standards for safety. We require all contractors to implement safety best practices that go beyond regulatory minimums. Before selecting contracting partners, Exelon evaluates both their safety and environmental performance. We provide contractor safety training and employ human performance error reduction tools to minimize incidents. We track contractor OSHA recordable rates and review them monthly. Each year, we set a safety performance goal for all major contractors to match or improve prior-year performance. We also conduct internal audits and assessments on a periodic basis to ensure that our contractors adhere to the safety program requirements. When working with contractors that have higher recordable rates, we monitor their work more frequently and, when necessary, terminate contracts due to poor safety performance. In 2020, our contractor OSHA recordable rate was 0.47, an almost 44 percent reduction over the past five years.

EXELON EMPLOYEE SAFETY PERFORMANCE

	2018	2019	2020
OSHA Recordable Rate ¹	0.57	0.57	0.53
OSHA DART Rate ²	0.36	0.33	0.37
OSHA Severity Rate ³	9.06	9.57	13.35
Exelon EEI Serious Injury Incident Rate ⁴	0.04	0.04	0.04
Exelon's Contractor OSHA Recordable Rate	0.59	0.57	0.47

1 The number of work-related injuries or illnesses requiring more than first-aid treatment, per 100 employees.

2 The number of work-related injuries or illnesses that result in days away from work, restricted work or transfer, per 100 employees.

3 The number of days away from work per 100 employees as a result of work-related injuries or illnesses.

4 The EEI Serious Injury Incident Rate is a benchmarkable metric of significant and fatal injuries shared by EEI members.



Exelon's employees achieved top decile OSHA recordable safety performance in 2020.

ELIMINATING SEVERE INJURIES

The Serious Injury and Fatality (SIF) Program collects best practices and develops tools that aim to prevent severe injuries and fatalities. Through this program and others at EPRI and the Campbell Institute, we benchmark our processes and SIF performance against our peers to find opportunities for learning and improvement. SIFs account for seven percent of our overall OSHA recordable injuries. They are also the types of injuries with the greatest and most lasting effect on our employees and their families. In 2019, Exelon engaged with a cross industry team at EEI to develop a new model for Serious Injury Classification and Learning. This model launched in 2020 across the industry and we are engaged in integrating the model into our performance and hazard assessment standards. Our goal is to leverage learning on an enterprise (and industry) wide scale to anticipate SIF potential, therefore reducing total SIFs. Exelon has targeted seven focus areas for SIF Prevention. These are:

- Electrical contacts
- Work at heights
- Confined/enclosed space
- Trenching/excavation
- Highway work area protection
- Motor vehicle collisions > 25 miles per hour
- Underwater diving activities

Exelon also focuses on using technology to eliminate SIF potential. Exelon is actively engaged in the NSC's Work to Zero Campaign as a member of their advisory board, which formally kicked off in February 2020. Safety professionals from across the enterprise are engaged in various facets of this endeavor. Work to Zero aims to eliminate workplace deaths. Since 1913, the NSC has utilized data, expertise, and innovation to solve some of the toughest workplace safety problems. Yet over the past decade, as workplace injuries have declined, the number of fatalities has remained relatively flat, and has even increased in some years. The Council's Work to Zero initiative, supported by a grant from the McElhattan Foundation, aims to make workplace deaths a thing of the past. Using decades of insight, data, and an unparalleled network of safety leaders, the program will identify the most promising technological innovations for eliminating workplace fatalities in our lifetime. In short, Work to Zero will serve as a hub of digital transformation in safety. Exelon hopes to leverage this partnership to accelerate the development and deployment of new techniques and technologies in a way that will engineer-out the risk to our employees.



Health and Wellness

At Exelon, we are committed to helping our employees maintain and improve their health. The Exelon wellness program focuses on physical, emotional, social, and financial health. The program is anchored by a digital wellness platform (via Sharecare) that offers a dynamic, scientifically based health assessment to help employees gauge how fast they are aging based on their lifestyle and medical history, as well as some often-overlooked risk factors like relationships and stress.

Additional components of the program include personalized wellness content, challenges, health coaching, and a robust mobile app. The program also offers a digital resource powered by SmartDollar to help support employee's financial wellness goals. In 2020, nearly 36 percent of employees registered for the digital wellness platform, and about three-fourths of registered employees took the health assessment. To encourage healthy living at home, the digital wellness platform is also available to spouses and domestic partners.

Human Resources Transformation

Objectives/Goals

As part of Exelon's priority to drive efficiency and deliver greater business value, we took a close look at how we organized and operated our Human Resources (HR) Department across our people, processes and systems. HR Transformation was a multi-year journey that was completed in November 2020. Through this initiative, we modernized and transformed our HR operating model to work more efficiently across Exelon. HR Transformation drove more strategic engagement with the business and integrated new, user-friendly technologies into our existing systems to enable greater self-service access.

Focus Areas

Our HR Transformation journey started in late 2019 with centralizing our Talent Acquisition operations. The process brought us closer to the business and drove higher levels of innovation and HR expertise. Through this process, we were able to focus on things valued by the business, including enhancing the HR customer experience, improving strategic partnership with the business, creating consistency within our HR processes, increasing HR cost-effectiveness and positioning HR for scalable future growth.

Technology Enablement and Talent Acquisition Metrics

New technology enabled greater focus on enhancing employee experience, such as allowing users to track details of their request. This technology included a robust knowledge repository, virtual agents and an integrated web chat to help direct inquiries and support employee self-service and automation to drive improved performance and efficiencies. Other enhancements included consistent delivery of service, a new set of common talent acquisition metrics for continuous improvement and a standardized reporting format.

Attracting Top Talent

At Exelon, we recognize that our employees are one of our most valuable assets and essential to our success. We strive to attract highly qualified and diverse


talent that reflects our core competencies as an innovative, forward-thinking and people-focused organization. The following sections outline several of Exelon's key priorities and 2020 accomplishments in talent acquisition.

Centralizing the Talent Acquisition Function

Our newly centralized talent acquisition operating model facilitates streamlined hiring for jobs with similar skill requirements across Exelon, enabling recruiters to develop specialized expertise and ensuring that business leaders have universal access to quality talent across the operating companies. The addition of a dedicated Sourcing Team within this functional area allowed us to reduce the time that positions remain open and leverage recruitment marketing tactics to attract top talent for hard-to-fill positions.

Activating our Employer Brand

In 2020, we completed the formal development of Exelon's employer brand, which defines and articulates the connection between who Exelon is as a company



Dedicated employees are Exelon's most valuable asset and are key to our success.

and who we are as an employer. Our Employer Brand Guide captures the critical elements of the brand and provides clear guidelines to help us effectively and consistently communicate that message to our talent market. A new suite of creative assets that reflect our employer brand are available to recruiters to use in a variety of applications when connecting with job candidates in person or through digital and social channels. Employer Brand content promoted organically via Exelon's social media accounts on LinkedIn, Facebook and Twitter enables us to share our employer brand story with thousands of active and passive job seekers and drive higher quality talent into our pipeline.

Enhancing Hiring Manager Capabilities

New enabling technologies and automation implemented in 2020 provide increased visibility and self-service capability to hiring managers during the hiring process, resulting in reduced time-to-fill and improved hiring manager satisfaction and candidate experience. As we pivoted to a fully virtual hiring environment due to the COVID-19 pandemic, hiring managers were provided with additional training and resources to support them through the virtual recruitment and remote onboarding process. In addition, a new interactive e-learning module introduced in 2020 provides ongoing enhanced support and skills practice for hiring managers in their role of selecting top diverse talent for Exelon.

Internships and University Recruitment

In 2020, Exelon remotely hosted more than 500 collegiate summer interns. Through our internship program, we aim to build a diverse talent pipeline for future entry-level jobs and expose young talent within our communities to valuable applied experience and career opportunities in the energy industry. Exelon has established strategic partnerships with key academic institutions and organizations based on academic excellence in relevant areas of study, student population diversity and proximity to our major markets of operation. Each of Exelon's operating companies have established additional academic partnerships aligned with their unique markets and needs. As our geographic footprint expands, we continue to explore opportunities for increased automation and efficiency in our student recruitment process.

Accelerating Talent

Exelon Talent Accelerated

The Talent Accelerated strategy focuses on Exelon's core talent tools, processes and behaviors that drive the enterprise strategy forward and focus on employee development. This initiative helps Exelon navigate a changing landscape by:

- Optimizing talent as a competitive differentiator;
- Focusing managers and employees on what matters;
- Creating simple and smart processes and systems;
- Using advanced analytics to understand talent priorities;
- Building a diverse workforce and fostering an inclusive culture; and
- Attracting talent that can help us build our talent portfolio.

Entering the fifth year of the Talent Accelerated strategy, Exelon's ongoing review of the initiative's tenants ensures that the strategic transformation continues. Over the last couple of years and continuing into 2021, a key focus of the initiative is to embed the Diversity, Equity & Inclusion principles into the core talent processes.



Developing and training the workforce of the future is a key area of focus for Exelon at the DC Infrastructure Academy. (Photo taken prior to COVID-19 pandemic.)

EXELON INTEGRATED TALENT MANAGEMENT



EXELON KEY TALENT PROCESSES

Core Competencies



Focus on Capabilities:
The way we act and lead

- Six competencies, modern business language
- Clear link to mission, vision and values
- Redefined role-based behavioral anchors
- No formal assessment of each competency

Performance Development



Focus on Impact and Behaviors:
The way we grow as individuals and teams

- Three ratings with no distribution requirements
- Continuous and crowdsourced feedback with frequent "check ins" (no mid-year)
- Simplified goal setting process
- De-couple performance from compensation discussion

Leader as Coach



Focus on Growth and Development:
The way we accelerate employee development

- One formal feedback process at year-end, informal "check ins" throughout the year
- Training focuses on helping all leaders have constructive conversations and help with consistency in approach

Business Talent Review



Focus on the Future:
The way we build our talent pipeline

- Talent map with development guide
- Refined and modern tools

Employee Development & Training

After the COVID-19 pandemic resulted in the cancellation of all in-person development and training sessions for non-essential workers, Exelon quickly pivoted to continue enabling and delivering value-creating opportunities, and developed a fully virtual approach to keep employee's development a top focus. Some examples of these efforts included a centralized resource repository that provided timely, relevant resources to support leaders managing remote teams and for employee well-being; webinars that focused on driving inclusivity in a changing environment; COVID-19 support related to resilience, self-care and working remotely; and other on-demand virtual trainings on leadership development.

By leveraging technology, adopting to innovative and virtual learning techniques, and offering a wider variety of development options, employees have been able to stay connected, broaden their networks and access development opportunities in the changing environment. LinkedIn Learning was introduced for professional development with curated content aligned to the organization's core competencies and focus areas. High-potential development programs also shifted to virtual formats leveraging various learning tools to maintain the experiential learning focus. The Mentoring Program initiated at PHI in 2019 expanded across multiple Exelon operating companies and has continued to provide employees the opportunity to virtually engage, connect and collaborate. Through this program, employees participated in one-on-one mentoring focused on Exelon core competencies or in mentoring circles focused on diversity, equity and inclusion topics.

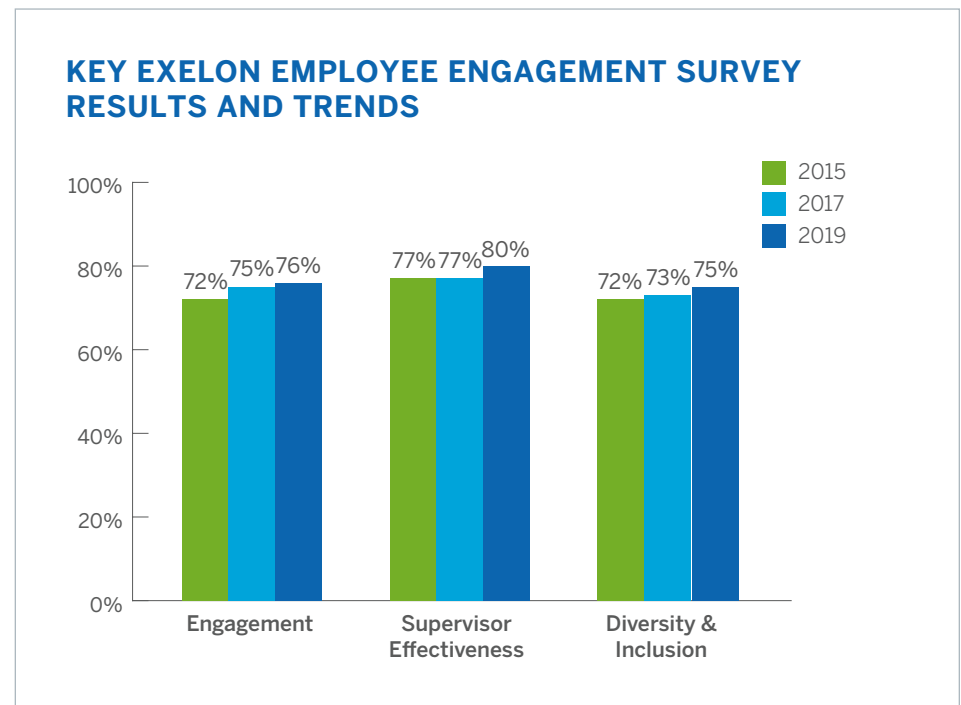
Aside from COVID-19, dedicated resources were created for leaders and employees during the racial injustice events that occurred throughout 2020. This included training for leaders that offered techniques for engaging in dialogue on sensitive topics with their employees and web-based resources specific to anti-racism content. Other opportunities included panel and group discussions on topics such as gender identity, use of personal pronouns and the Black Lives Matter movement to support Exelon's goal of creating a more diverse, equitable and inclusive workplace.

Engaging Talent

Employee Engagement Survey Results

To support and retain our talent, we must create an environment where our workforce can perform well and achieve their highest potential. These conditions are necessary for our employees to remain engaged and have a rewarding experience at work. One way that we measure and manage our performance is by frequently collecting employee feedback about their experience at the company. Periodic surveys help us better understand and address any issues raised by our employees. The surveys measure employee engagement, development, innovation, diversity and inclusion, safety and other aspects of the employee experience.

Our biennial Employee Engagement Survey generates our greatest research on employee experience. In 2019, we achieved a response rate of 85 percent and received positive ratings and increases in all of our critical focus areas:



engagement, supervisor effectiveness and diversity and inclusion. Exelon's employee engagement was rated as 76 percent favorable, above external norms and approaching best-in-class designation (categorized as 78 percent favorable or better).

Progressive Workforce Policies


Paid Leave. Exelon is committed to offering industry-leading paid leave benefits for new parents and working caregivers to help our employees balance work and family responsibilities. At Exelon, mothers are eligible to receive up to 16 weeks of paid leave after giving birth and fathers and adoptive parents are eligible to receive up to eight weeks of paid leave when a child arrives. Employees are also eligible to receive up to two weeks of paid leave to care for a family member with a critical illness. Exelon approved 3,512 employees for bonding leave and/or primary caregiver leave from January 2017 to December 2020 (2,821 males and 691 females).

Equal Pay. In 2016, Exelon partnered with the White House as a signatory to the Equal Pay Pledge, an initiative to encourage action and commitment to closing the national gender pay gap. As part of our commitment, we employ an independent third-party vendor to run regression analysis on all management positions each year. The analysis consistently shows that Exelon has no systemic pay equity issues. We also review hiring and promotion processes to neutralize any unconscious bias and embed equal pay efforts into broader enterprise-wide equity initiatives. We are devoted to creating an environment that allows women to stay in the workforce, grow with us and move up in the ranks, all with parity of pay.

Tuition Reimbursement. Continued education leads to a more engaged, skilled and productive workforce. We support our employees in their educational endeavors in order to attract and retain people who are committed to personal and professional development. We reimburse employees who are pursuing professional credentials up to \$10,000 annually for undergraduate or professional certification courses and up to \$15,000 annually for graduate courses.

Employee and Labor Relations. Exelon has a highly engaged, innovative and collaborative workforce. Of our 32,340 employees, 11,965 are represented by labor unions. Within the represented population, Exelon has successfully negotiated 32 collective bargaining agreements (CBAs) that help balance the needs of our

company with the interests of our employees, 12 of which were negotiated in 2020. For our utilities, Exelon successfully negotiated two CBAs at Delmarva/ International Brotherhood of Electrical Workers (IBEW) Local 1,238 and 1,307 and extended the CBA with IBEW Local 15 covering approximately 60 employees in the System Services Group at ComEd. In Generation, Exelon successfully negotiated the CBA with IBEW Local 97 at Nine Mile Point to 2025 and successfully negotiated four CBAs covering the Security officers at Dresden, LaSalle, Limerick and Quad Cities Plants. In addition, Exelon successfully negotiated three CBAs in Exelon Power, two with Utility Workers Union of America (UWUA) Local 369 and one with IBEW Local 614. The two Local 369 CBAs covered Mystic 7 expiring in 2023 and Distrigas expiring in 2025. The Local 614 CBA covering employees at Conowingo, Eddystone and Fairless plants expires in 2023. Lastly, during negotiations between Exelon Power and UWUA Local 369 covering 37 employees at the Mystic 8/9 plant, a four-day strike based on disagreements over benefit proposals was quickly resolved and in March 2020 the parties reached a tentative agreement and finalized the CBA, which expires in 2025.



Exelon is committed to working collaboratively with its represented and non-represented employees to foster a rewarding workplace.

Diversity, Equity and Inclusion

At Exelon, Diversity, Equity and Inclusion (DEI) is a core value — one that embraces diversity and ensures an equitable and inclusive culture as we continue to innovate, grow and meet the dynamic needs of our employees, customers and community.

All of us were affected by the unprecedented year that was 2020, as we faced a global health pandemic, economic challenges and racial and social unrest. It was a pivotal year for our employees, customers and communities. Even as unprecedented events unfolded, Exelon stood firm in its commitment to DEI, building on an already strong foundation. It is through this ongoing commitment that we continue to value the diversity of our employees and respect the different perspectives they bring to the table.

In 2020, Exelon renamed its Diversity and Inclusion department to Diversity, Equity and Inclusion, and sought to raise awareness of the difference between equality and equity throughout the company. Throughout the year, Exelon leaders across the company led dialogues and forums on the topic of racial injustice and inequity. Following protests across our territories, Exelon's DEI team also created and distributed a guide on how to talk about racial discrimination — with children, colleagues and others — and provided educational resources on inequity in our society.

Exelon's **Racial Equity Task Force** — comprised of senior leaders across all operating companies — was formed to take a comprehensive look at where we may have opportunities to address systemic racism or inequities, both within our walls and in our communities. The Task Force is focused on five key areas: Culture and Accountability, Customers, Community Empowerment, Policy Reform and Workforce Development. That Task Force developed and introduced a new 2021 DEI goal for all management employees to continue to drive progress at Exelon.

2020 DIVERSITY AWARDS



DiversityInc Top 50 Companies for Diversity (2020)

Exelon ranked 29th on DiversityInc's list of Top 50 companies for diversity, fourth of Top 10 companies for diverse leadership and tenth for the Top 17 companies in hiring for veterans. The list recognizes the nation's top companies that excel in areas such as hiring, retaining and promoting women; minorities; people with disabilities; lesbian, gay, bisexual, and transgender (LGBT) and veterans.

Human Rights Campaign Best Places to Work (2011–2020)

Exelon earned the designation of "Best Place to Work" on HRC's Corporate Equality Index for the ninth consecutive year in 2020, receiving a perfect score of 100. The index rates employers based on their policies and practices related to LGBT workplace equality.

Forbes America's Best Employers for Diversity (2018–2020)

Exelon ranked 199th on Forbes America's Best Employers List for Diversity among the top 500 employers. The list ranks employers across all industries in the United States, based on surveys of thousands of employees and reviews of employer diversity policies, as well as analysis of diversity in executive suites and on boards.

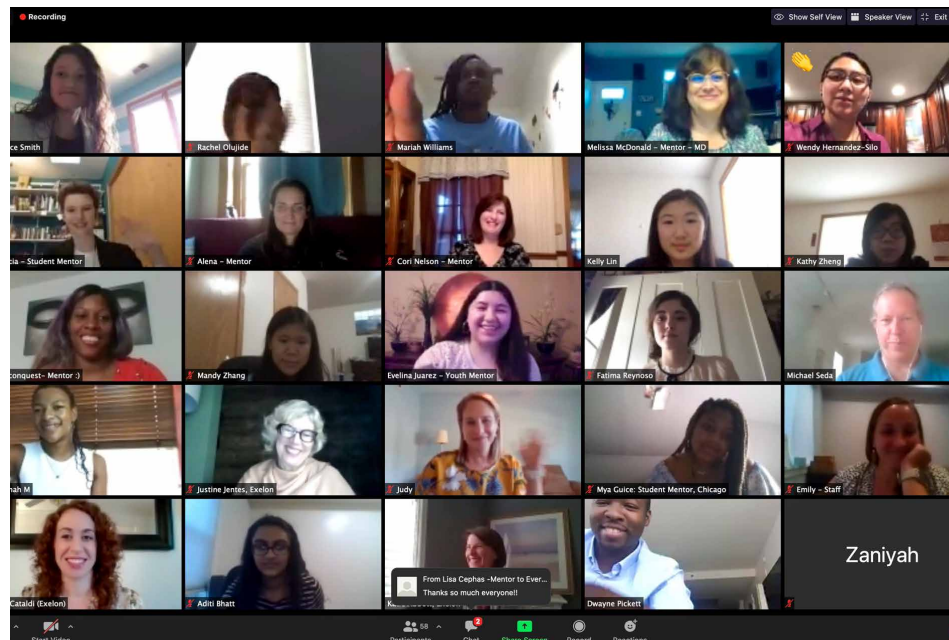
U.S. Veterans Magazine's Best of the Best (2013–2020)

Out of the hundreds of Fortune 1000 companies that U.S. Veterans Magazine polled for "Best of the Best" status, Exelon was one of 132 employers nationwide to place on its Top Veteran-Friendly Companies list. The list honors businesses with military-friendly policies and programs to actively recruit and hire veterans.

Access to DEI Resources. All employees have one-click access to tools and information regarding DEI through a dedicated intranet site. This internal website provides information on Exelon DEI partner organizations, Employee Resource Groups, event calendars, toolkits, articles and webinars.

DEI Quarterly Webinars. For the eighth consecutive year, Exelon offered voluntary, live DEI quarterly webinars to all employees. The webinar series continued to be one of the most highly attended voluntary learning and development offerings in 2020. Participants gained insights and learned valuable skills in the power of inclusion.

Commitment to Inclusive Culture. In 2020, Exelon continued its commitment to Inclusive Culture by continuing the enterprise-wide rollout of its Inclusive Leadership Model to mid-level employees. Exelon's Inclusive Leadership Model consists of seven pillars for enabling our employees at all levels to turn inclusivity into action. The seven pillars are self-awareness, curiosity, courage, adaptability, collaboration, authenticity and change agent.



Exelon's support of STEM education remained strong in 2020 as we adapted our programs in alignment with COVID-19 restrictions.

Gender Equity. 2020 marked the completion of Exelon's three-year partnership with the United Nations HeForShe solidarity movement to achieve global gender equality. As a Thematic Champion, Exelon committed to improve the retention of women employees and is on target to reach parity in the voluntary turnover of men and women professionals. As of year-end 2020, we have significantly reduced the retention gap by focusing on career development, work-life integration and inclusive culture. Exelon invested an additional \$3 million to support STEM education for young women, including sponsored STEM Innovation Academies in Chicago, the Washington DC-Baltimore region and Philadelphia, as well as STEM Saturdays to generate interest for the academies.

Exelon Joins Equal by 30. In 2020, Exelon Corporation became a signatory of Equal by 30. Signatories of Equal by 30, an ambassador commitment program by the Clean Energy Education & Empowerment Initiative (C3E), engage both public and private sector organizations to work toward equal pay, equal leadership and equal opportunities for women in the clean energy sector, with a goal to do so by



Exelon continued to advance gender equity in 2020 by becoming a signatory to Equal by 30.

2030. Exelon has committed to the Equal by 30 public sector principles to lead by example by taking concrete steps toward the following:

- Promoting gender equality;
- Integrating a gender lens into all levels of our work, to mainstream gender equality into our culture and processes;
- Setting high standards for the recruitment, promotion and participation of women; and
- Measuring and communicating our progress.

For more information on Exelon’s DEI performance and results, please see our annual [DEI report](#).



Exelon staff has access to 10 employee-led and organized resource groups focused on areas of employee interest. (Photo taken prior to COVID-19 pandemic.)

2020 EMPLOYEE RESOURCE GROUPS UPDATE

With nearly half of Exelon’s workforce shifting to virtual work in March 2020, the Exelon Employee Resource Groups (ERGs) rose to the challenge of continuing to provide robust programming and community engagement. They proved to be vital partners in the company-wide effort to ensure that social connections between employees endured. Developing Young Professionals hosted peer-to-peer technology lessons to educate members on tools leveraged for telecommuting, while other ERGs hosted after-hours Jeopardy with special guest hosts.

The Philadelphia ERG chapters hosted a virtual food drive for Philabundance — raising nearly \$30,000 in donations — while other volunteer groups wrote and delivered cards for seniors and collected gifts for Toys for Tots during the holiday season. The pandemic also provided a remarkable opportunity for collaboration and engagement for our newest ERG, Mosaic. Executives from across the fleet hosted an informative and personal Mosaic-sponsored session with employees from across the company in October.



National Diversity Organization Partnerships

We partner with several national diversity organizations to identify highly qualified talent in STEM fields, including the Society of Women Engineers, the Society of Hispanic Professional Engineers, National Society of Black Engineers and the Society of Asian Scientists and Engineers. We increasingly engage with these organizations at the regional and local level and on campuses. These partnerships help us connect with diverse talent to discuss career opportunities, promote Exelon as a diverse and inclusive organization, and provide professional development and recognition opportunities for our current employees.

Military and Veterans Initiatives

In 2020, we continued our focus on Exelon's commitment to hiring candidates with military experience, resulting in nine percent of our total hires being veterans. Our partnerships with organizations including Hirepurpose, RecruitMilitary and Veteran Recruiting give us access to a broad network of veteran job seekers and help those job seekers connect with Exelon at military bases, career fairs and via online media.

Disability Outreach

Exelon embraces the talents and skills that individuals with disabilities bring to our workplace and our communities. Exelon's disability outreach strategy comprises three key elements: promoting Exelon's open jobs, increasing brand recognition and creating and supporting a disability-inclusive culture. In 2020, we established a partnership with Disability:IN to assist with achieving our disability inclusion efforts. We will continue to learn and share best practices through disability focused events and partnerships.

EMPLOYEE DIVERSITY

Employees ^{1,4}	2018	2019	2020	2020%
Female	7,900	8,031	7,993	24.5%
People of Color	8,768	8,001	9,298	28.5%
Aged <30	3,672	3,719	3,268	10.0%
Aged 30–50	17,374	16,844	17,119	52.6%
Aged >50	12,252	12,374	11,953	36.7%
Full-time	33,041	32,676	32,340	99.3%
Part-time	257	261	234	0.7%
Total Employees	33,298	32,937	32,574	
Turnover Rate ²	8.5% ³	8.8%	8.0%	

1 Employee totals at December 31 of each reported year.

2 Turnover calculated using December 31 headcount.

3 Increase in 2018 turnover primarily due to plant closures, PHI merger commitments and subsequent staff reductions.

4 Exelon's [2019 EEO-1 summary report](#) provides additional detail on employee diversity.

MANAGEMENT DIVERSITY

Employees in Management ¹	2018	2019	2020	2020%
Female	1,342	1,372	1,175	23.1%
People of Color	1,224	1,277	1,132	22.3%
Aged <30	176	173	78	1.5%
Aged 30–50	3,089	2,973	2,790	54.8%
Aged >50	2,430	2,454	2,219	43.6%
Within 10 Years of Retirement Eligibility	3,420	2,953	2,936	57.7%
Total Employees in Management	5,695	5,600	5,087	

1 Management is defined by EEO Categories "Executive/Senior Level Officials and Managers" and "First/Mid Level Officials and Managers".

Managing Our Environmental Impacts

- Exelon Generation led the nation with the lowest NO_x, SO₂ and CO₂ emission rates among large power producers
- Achieved a B score on our CDP Water Response which recognizes Exelon's implementation of management actions to address water security
- Wildlife Habitat Council certifications at 50 locations for enhancing wildlife habitats and implementing environmental education programs



Since our inception, environmental stewardship has been a core value and business driver for Exelon. Successfully managing our environmental impacts strengthens our relationship with our customers and communities. We minimize impacts to watersheds and biodiversity by improving processes to reduce our waste and emissions, and by being responsible stewards of the resources we use. Our environmental management system is critical to managing risks, maintaining climate resilience and mitigating any potential environmental impacts. We have established metrics and goals for many of our environmental impacts and report against these goals every year. For more information on climate change impacts and efforts, please see the [Addressing Climate Change](#) section of this report.

Improving Watershed Management

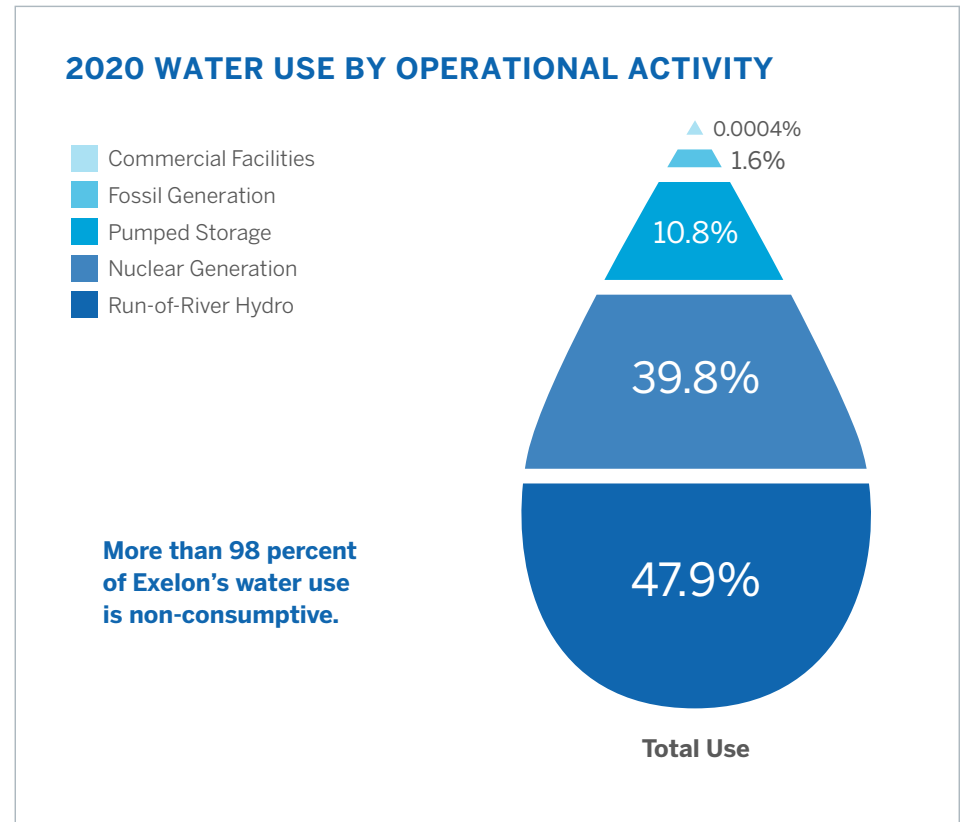
Exelon's business depends on access to reliable and adequate water supplies. Water is essential to produce electricity — it drives our hydroelectric facilities and cools our thermal generation stations. We recognize that water is a shared resource that is critical to communities, economic development and wildlife, and we work to minimize our impacts while preserving the long-term viability of this valued resource.

Guided by our [Water Resource Management Policy](#), we address site-specific, water-related opportunities and risks. Engaging with relevant stakeholders at the local level enables us to most effectively address these specific water challenges. As we look toward the future, we anticipate that water will be a key challenge for Exelon and many other businesses globally. Water scarcity is a critical risk for our

industry with the potential to be exacerbated by the effects of climate change. With changing weather patterns and growing competition for existing resources, effective water management is increasingly important. Exelon is continually working to define the scope of this issue, including through our climate scenario analysis, to refine our management strategies.

Water Withdrawals and Consumption

In 2020, Exelon-operated facilities used approximately 38 billion gallons (or 145 million cubic meters) of water per day, returning more than 98 percent directly to its source. Our fossil fuel and nuclear thermal power plants make up a significant portion of our overall water withdrawal by using cooling water to condense steam after it has passed through turbine generators. Approximately 63 percent of our thermal steam generating capacity in 2020 used closed-cycle cooling systems



that evaporate water in a recirculating tower or a dedicated pond to achieve cooling (consumptive use). The balance of our thermal steam plants used open-cycle cooling systems where water is drawn from a waterbody and returned directly to its source, or dry cooling technologies that use little or no water in the cooling process. In the case of open-cycle cooling systems, the only consumption is a small percentage of evaporative loss in the source water body due to the increased temperature of the cooling water discharge.

Each year, we report our water use and conservation activities in our response to the CDP Water questionnaire. In 2020, we continued our participation in the CDP Water questionnaire and received a management level score of B, which acknowledges Exelon's implementation of management actions to address water security. For information on the types of cooling systems used at each of our generating stations, see the [Appendix](#) and our [2020 CDP Water Response](#).

Addressing Water Availability Risks

Climate change poses a threat to water supplies that are critical to our business, communities and wildlife. We closely monitor drought risk and changing precipitation patterns that have the potential to impact electricity production. Water-related climate change risks may affect our generation fleet by disrupting cooling water supplies, affecting ambient water temperature and restricting cooling water. These conditions can limit production levels at certain times for facilities in water-scarce areas.

Exelon addresses these risks in a variety of ways. By helping customers manage and reduce their energy demand, we reduce our impacts on local water resources and improve our resiliency. We evaluate and use new cooling technologies and thermal monitoring systems to better respond to higher ambient air and water temperatures in the future. We also engage with organizations that are on the cutting-edge of research on potential water impacts from climate change.

Exelon Generation 2020 Water Use By Watershed

In 2020, we continued work on our climate change vulnerability assessment as part of the DOE Partnership for Energy Sector Climate Resilience. This assessment reviewed the climate-related risks to all our operating companies and in all geographical areas where we operate. We have already begun to address many of these risks to improve the resilience of our operations. In the coming years, we will continue to identify and implement best practices within the industry so we can minimize impacts to watersheds while having enough water available to continue to provide low-carbon electricity to our customers.

EXELON GENERATION 2020 WATER USE BY WATERSHED

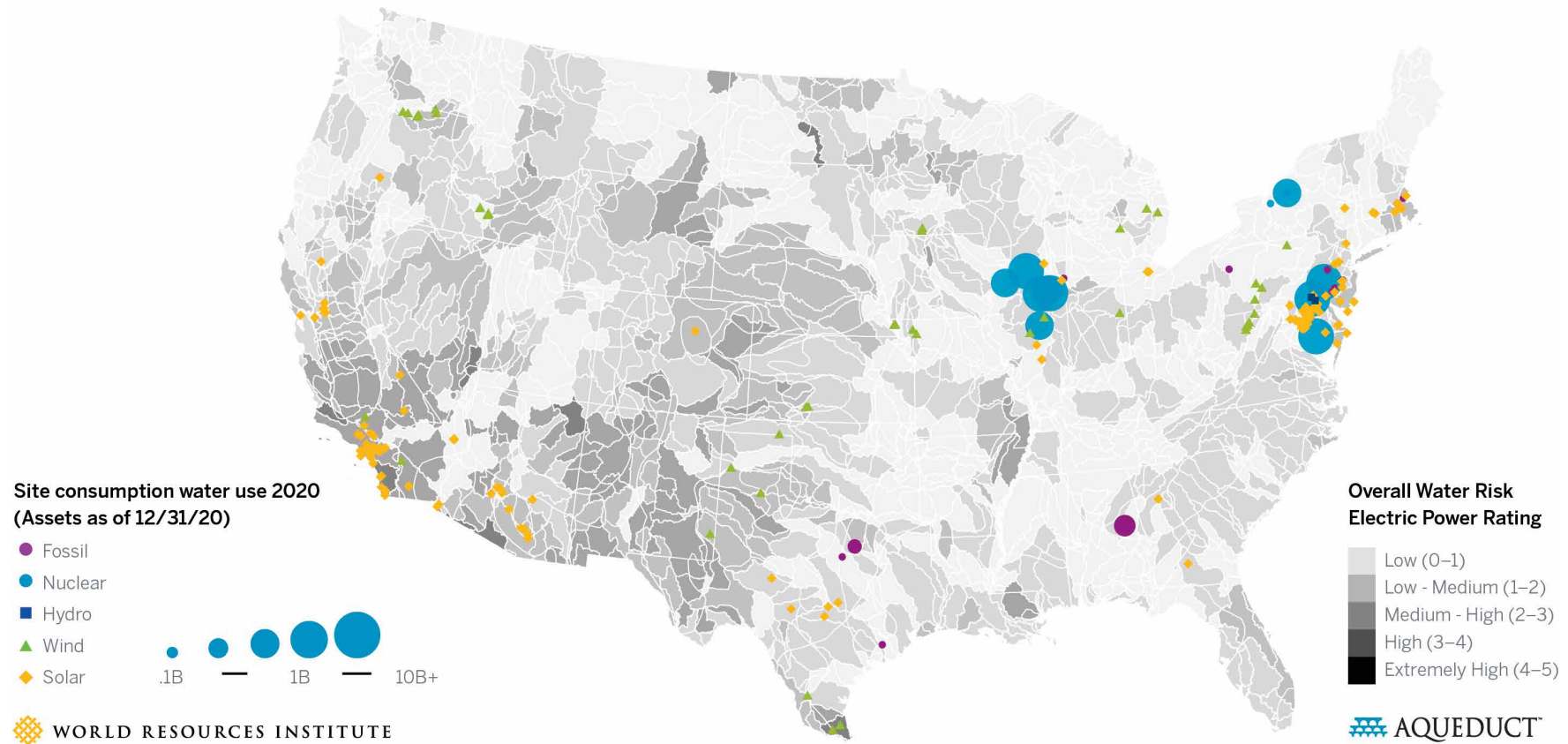
Watershed Zone	Consumptive Use	Non-consumptive Use	Total Water Use
Boston Harbor	90	4,248	4,338
Delaware River Basin	12,820	98,170	110,990
Chesapeake Bay	105,670	1,288,461	1,394,130
Susquehanna	7,839	8,987,181	8,995,020
Upper Mississippi	40,547	2,704,120	2,744,667
Texas-Gulf	1,321	186,457	187,778
Lake Ontario	5,010	522,221	527,231
Southern California ¹	0.2	0.0	0.2
Total (million gallons)	173,297	13,790,857	13,964,154
Total Fresh Water	173,297	12,498,148	12,671,445
Total Salt/Brackish Water	0	1,292,709	1,292,709

¹ Includes the Antelope-Freemont Valley and Fall River basins of Southern California.

WATER CONSUMPTION AND REGIONAL WATER RISK LEVELS AT EXELON FACILITIES

Exelon uses a variety of tools to identify water risk. One of these tools is WRI's Aqueduct Water Risk Atlas. The map below presents WRI's composite water risk assessment of the United States as an aggregated measure of 13 global water stress indicators weighted according to use factors for the power industry, including water quantity and quality, as well as regulatory and reputational risks. The risk analysis is based on historic trends over the past half-century and does not currently consider forward-looking modeling of climate change effects.

The map shows Exelon generation facilities overlaid on the WRI default map, with the size of Exelon facilities scaled based on consumptive water use. This overlay reveals that most of our facilities with the largest consumptive use are located in areas of low to medium risk in the Mid-Atlantic, Northeast and upper Midwest. The only facilities we operate in areas of the country with high water risk are those with small or negligible consumptive water use, such as solar and wind power installations. For more information on the WRI Aqueduct mapping tool, please visit aqueduct.wri.org.



Commitment to Watershed Stewardship

Exelon practices conservation stewardship and sustainable business practices. The ecological well-being of watersheds is linked to the social fabric of communities, the economic health of the regions and the quality of life of many of our customers. Comprehensive environmental stewardship strategies provide long-term guidance for identifying and addressing priority issues relevant to our business objectives and the interests of key stakeholders within watersheds like the Chesapeake Bay. Environmental conservation plans guide our pursuit of emerging technologies that address these priority issues, such as water quality, species of concern, vegetation management and climate change impacts. We engage in restoration and enhancement projects and collaborate with communities and environmental stakeholders to implement projects, such as habitat restoration activities that support rare, threatened or endangered species.

Mitigating our Impacts on Water Resources

Exelon withdraws water from a variety of sources for a variety of uses including hydroelectric power generation, thermoelectric cooling and general commercial purposes. We consume less than two percent of our total water use, returning more than 98 percent to its source for further use and the support of aquatic habitats.

Entrainment and impingement. In any withdrawal from surface water, aquatic organisms are drawn in with the water (entrained) or trapped on intake screens (impinged). To minimize these occurrences, power plants implement measures to prevent entrainment and impingement mortality at intake structures and return aquatic organisms safely to the waterbody. In October 2014, the EPA's final Clean Water Act Section 316(b) rule went into effect. The purpose of the rule is to minimize the impacts of power plant cooling water intake structures on aquatic life. Exelon believes that the final rule strikes a careful balance between meaningful environmental protections and the need to maintain electric reliability and reasonably priced power, by means of cost-effective regulatory requirements. Under the rule, operators select from a variety of pre-approved environmentally effective measures to minimize impingement and develop site-specific technologies or operating practices to reduce entrainment. Operators may alternatively develop site-specific technologies or operating practices that

need approval by the state permitting director. The rule also requires a series of studies and analyses confirming the effectiveness of the selected measures. The timing for compliance is related to the status of each facility's current National Pollutant Discharge Elimination System (NPDES) permit and the subsequent renewal period. In general, across Exelon's generating stations, these measures will be completed within the next decade.

Thermal modeling and upstream water monitoring telemetry. To address changing waterbody conditions due to climate change impacts, we have installed monitoring systems in river bodies with telemetry to increase data availability and trending, and station response times. We internally circulate a daily river report based on our plant thermal modeling telemetry of upstream river stage and temperature. We manage water supply data with models that use real-time data gathered in the watershed. A key benefit of the thermal models is their ability to evaluate the impact of different weather scenarios and operational responses on water discharges.



Monitoring shoreline conditions in the Delaware River estuary near Philadelphia, Pennsylvania.

Habitat and Biodiversity

Our operational footprint encompasses large tracts of land with diverse flora and fauna and borders a variety of waterbodies. Through our corporate Biodiversity and Habitat Policy, we embrace our responsibility to protect wildlife and habitats. We work to improve our understanding of biodiversity through partnerships with experts and regulatory agencies. We collaborate on a variety of studies and provide educational opportunities for employees and community members through our Wildlife Habitat Council (WHC) and National Wildlife Federation (NWF) certified sites.



Exelon's utilities manage over 11,000 miles of transmission rights-of-way and continue to take steps to promote sustainable management of these land resources.

We have adopted bold strategies to accelerate the transition to a low-carbon economy. Addressing climate change across our fleet extends beyond greenhouse gas emissions — we also embrace nature-based solutions. Across the 11,162 miles of electric utility transmission rights-of-way, every operating company is sustaining meaningful actions to mitigate the impacts of climate change on local species and native habitats. With climate stressors exacerbating the already declining grassland habitats, Exelon supports efforts to restore and maintain 44,261 acres of fragile ecosystems at WHC and NWF locations across our transmission system and at power plants. From rights-of-ways to office campuses and generating stations, we are also working to control invasive species that can spread more quickly as a result of climate change. We managed and maintained over 1,200 acres of land to proactively support pollinators, increasing biodiversity and helping respond to climate impacts. Where possible, we utilize higher diversity seed mixes in restoration efforts, establishing a richer habitat to accommodate shifting ranges of pollinators and birds. We continue to partner with environmental NGOs and agencies to learn from one another and build a community of leaders, because capacity-building remains a high priority tactic to tackle climate change adaptation.

Protecting Aquatic Ecosystems

Exelon has worked to restore migratory species passage for many years along the Susquehanna River in Pennsylvania and Maryland where we operate the Conowingo Hydroelectric Project and the Muddy Run Pumped Storage Project.

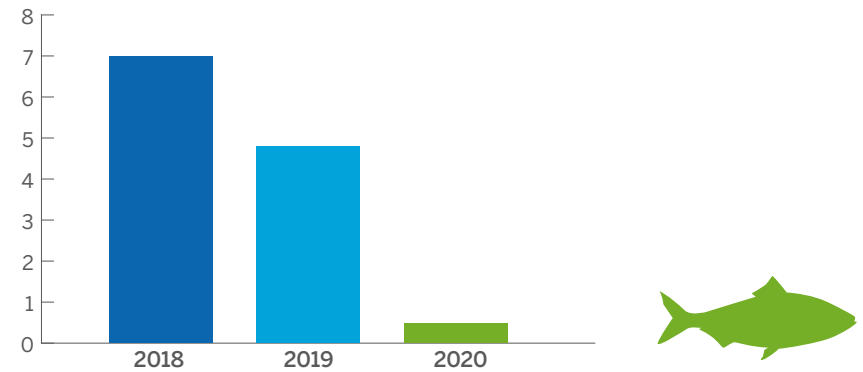
Habitat Improvement Projects. Pursuant to the Pennsylvania Department of Environmental Protection 401 Water Quality Certificate for the Muddy Run Pumped Storage Project, Exelon provides annual funding to the Lancaster County Conservation District, York County Conservation District and Pennsylvania Fish and Boat Commission for the implementation of agricultural pasture and barnyard best management practices to address sediment introduction and provide for other habitat improvement projects such as stream restoration. Projects supported in 2020 included the installation of 46 stream habitat improvement structures, 10,439 feet of streambank protection and planting over one half of an acre of riparian forest in York County, Pennsylvania.

American Shad. American shad are a species of concern for resource agencies due to a decline in the population since the late 1800s. This decline occurs in rivers both with and without dams. Since the early 1970s, Exelon and our predecessor companies operating the Conowingo Hydroelectric Project in Maryland have facilitated migration of American shad within the Susquehanna River Basin. During the 2020 migratory season, Conowingo passage at the East Fish Lift (EFL) was limited to four days due to COVID-19 workplace restrictions and to prevent upstream migration of the Northern Snakehead, a non-native species that can be detrimental to native fish populations. As a result, the number of American shad was significantly reduced in 2020. In addition to American Shad, the EFL also passes other migratory species of fish, such as alewife, blueback herring, hickory shad and gizzard shad, along with several resident fish species. In 2020, 17 species of fish passed through the EFL for a total of 49,469 fish, including the 485 American shad. This year represented the 30th season of fish passage operations and the 24th year of volitional fish passage at the Conowingo EFL.

American Eel. We continue our coordination of the Eel Passage Advisory Group in support of the commitments established in the Eel Management Plan of the Pennsylvania 401 Water Quality Certification (WQC) finalized in December 2014 for the Muddy Run Pumped Storage Project FERC license. As required by the Pennsylvania WQC, Exelon installed a permanent eel trap consisting of one collection tank, three holding tanks and one ramp at Conowingo, beginning operation on May 1, 2017. Exelon also operates a permanent eel trapping facility in the Octoraro Creek watershed. There was a delayed start to operations in 2020 due to COVID-19 workplace restrictions, but the season was extended to the beginning of October to compensate for the delay. At Octoraro Creek, 3,597 eels were collected and transported to holding tanks at Conowingo. The Conowingo site collected 254,651 eels. Collectively from both sites, 255,889 were transported and released at upstream stocking sites.

CONOWINGO FISH LIFT — AMERICAN SHAD

number migrated upstream (thousands)



Note: Due to COVID-19 workplace restrictions, operation of the EFL was extremely limited in 2020, resulting in greatly reduced fish passage.



Elvers collected at the Conowingo Eel Collection Facility.

QUAD CITIES FISH HATCHERY

We are proud to own and operate a major aquaculture facility at the Quad Cities Nuclear Station in Illinois, in partnership with Southern Illinois University, to enhance stocks of several aquatic species in the area. The Quad Cities Fish Hatchery celebrated its 37th year of operation in 2020.

While COVID-19 mitigation measures significantly affected operations at the hatchery, it was still able to collect walleye eggs for the Illinois and Iowa Departments of Natural Resources (DNRs), as well as the U.S. Fish and Wildlife Service (USFWS). The Quad Cities Hatchery harvested 15 million eggs for all three entities combined, giving over 7 million fry and eggs to those government agencies once their operations recommenced.

Additionally, the hatchery produced over 31,000 advanced fingerling walleyes and stocked over 2 million fry into the Mississippi and Rock Rivers in 2020.

The site also continues its alligator gar production as part of the state alligator gar recovery program. The Station has worked with Illinois DNR since 2011 to reintroduce this species back to its historical range. In 2020, the site released 47, 13- to 15-inch individuals into The Nature Conservancy's Emiquon National Wildlife Refuge in cooperation with the Illinois DNR to research the species reintroduction. This release was conducted after using those same fish as a host for yellow sandshell production, a threatened mussel species in Iowa.

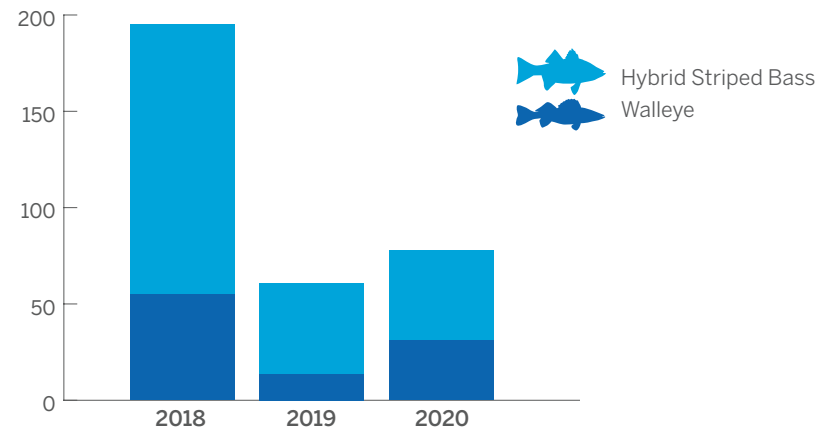
The hatchery has partnered with multiple government agencies over the last decade to grow freshwater mussels on site using local mussel beds for brood stock, including the federally endangered Higgins eye mussel. In 2020, the site produced 1,700, two-year-old fat mucket and 250 plain pocketbook mussels, which were distributed to the Iowa River as an alternate brood site in response to high river levels on the Mississippi River. The hatchery has over 4,000 age one mussels on site, all state or federally listed species, for future grow-out and stocking in fall 2021.

The hatchery also began a very successful partnership with TPC Deere Run, a PGA golf course in the Quad Cities. The golf course opened their lakes to freshwater mussel production, which gives the hatchery flexibility in production and improves the water quality of the lake. It is a great example of non-traditional partners making a significant environmental contribution.

Although no tours were allowed in 2020 due to COVID-19 restrictions, the hatchery still assisted national fishing tournaments as well as some large local events by transferring, transporting and conducting releases of the fish after they were caught. This approach maximizes the welfare of the fish caught during the tournaments and minimizes impacts on local fisheries.

QUAD CITIES FISH HATCHERY

number of fish (thousands)



Species Management Plans in Conowingo Relicensing and License Agreement

On March 19, 2021, the Federal Energy Regulatory Commission (FERC) issued a new 50-year license for Exelon Generation's Conowingo hydroelectric facility, effective March 1, 2021. The new license incorporates conditions agreed to in settlements involving Exelon, the Department of Interior and the Maryland Department of the Environment (MDE).

Previously, on October 29, 2019, Exelon Generation and MDE filed a Joint Offer of Settlement (Offer of Settlement) that included Proposed License Articles by the parties with FERC that would resolve all outstanding issues relating to the 401 Certification process in Maryland. The license issuance by the FERC incorporates the Proposed License Articles of the Offer of Settlement in accordance with FERC's discretionary authority under the Federal Power Act. The inclusion of the Proposed License Articles in the new license incorporates modifications to river flows that improve aquatic habitat and eel passage and initiatives that support rare, threatened and endangered wildlife. The approval and incorporation of the Offer of Settlement and incorporated Proposed License Articles by the FERC in the new license without modification also enables the implementation of additional environmental protection, mitigation and enhancement measures over the 50-year term of the new license. These measures address mussel restoration and other ecological and water quality matters, among other commitments.

In 2017, one snakehead, a non-native invasive fish, was observed passing from the lower Susquehanna River and upstream to Conowingo Pond through Conowingo Dam's east fish lift. In 2018, Exelon entered into an agreement with the Susquehanna River Anadromous Fish Restoration Cooperative (SRAFRFC), an interagency cooperative organization comprised of the fishery agencies from New York, Pennsylvania and Maryland, the Susquehanna River Basin Commission and USFWS, to implement voluntary, adaptive best management practices to reduce the spread of northern snakeheads while still allowing migratory fish passage. In the spring of 2019, Exelon reported that 81 northern snakeheads were caught in the dam's west fish lift and provided to the Pennsylvania Fish and Boat Commission for analysis. During fish passage operations in 2020, resource agencies were notified of the presence and passage of one northern snakehead

into Conowingo Pond on the second day of operation. Subsequent days reported a total of 35 northern snakeheads, 21 of which passed into Conowingo Pond and 14 that were netted and prevented from passing upstream. Due to the concern over increased invasive species passage and the lateness of the season for successful American shad passage, the Susquehanna River Anadromous Fish Restoration Cooperative's (SRAFRFC) Policy Committee determined that cessation of the Susquehanna fish lifts was necessary to reduce the spread of invasive species in 2020. Exelon continues to work with the MDE, Maryland Department of Natural Resources (MDNR), USFWS and SRAFRFC to stop invasive species from migrating beyond Conowingo. Exelon will continue to work with Maryland, Pennsylvania, USFWS, SRAFRFC and other state resource agencies to address invasive species issues.




The 572 MW Conowingo Hydroelectric Dam, Darlington, Maryland.

Terrestrial Habitats and Wildlife Management

Our generating stations and ROWs span thousands of acres of land, which we carefully manage to protect habitats of a wide range of plant and animal species. As we incorporate emissions-free solar and wind power into our generation portfolio, we consider the increased risk to birds, bats and terrestrial habitats that arise from these technologies.

Right-of-way Management

We continuously manage vegetation along our transmission line ROWs to ensure safety and system reliability and promote diverse habitats. Managing these areas presents an opportunity to cultivate open, low-growing habitats favored by certain plants and wildlife. In ComEd's territory, we manage more than 15,000 acres as natural green space using a selective management approach that preserves compatible habitat, including more than 400 acres managed as high-quality, native prairie ecosystem. PECO uses Integrated Vegetation Management (IVM) to manage transmission ROWs in a manner that promotes native biodiversity, with over 30 percent of ROW lands (representing 3,800 acres) certified as conservation habitat. BGE actively manages 1,900 acres of transmission ROWs



Lands managed by Exelon host a wide range of avian and terrestrial wildlife species.

using IVM to encourage the establishment of compatible low-growing native shrub and grass communities to improve wildlife habitat, reduce BGE's carbon footprint and improve water quality within Chesapeake Bay watershed. PECO and ComEd also have programs to donate certain vegetation removed to local zoos to provide feed for the animals.

Wildlife Habitat

Exelon has a longstanding partnership with the Wildlife Habitat Council (WHC) to restore and enhance wildlife habitats at our facilities and on our ROWs. Exelon has been a member of the WHC for 15 years, with a total of 50 sites certified by WHC. The WHC certification program provides us with a guidance tool and objective oversight for creating and maintaining high-quality wildlife habitats, as well as implementing environmental education programs. Our work encompasses restoration of fragile ecosystems, control of invasive species, enhancement of pollinator habitat and partnerships with NGOs to build a community of leaders. In all, 70 locations or programs have National Wildlife Federation (NWF) habitat certifications. To learn more about the WHC and NWF, visit www.wildlifehc.org and www.nwf.org.



Exelon and its employees support 50 WHC and 70 NWF locations across our rights-of-way and around power plants and service buildings.

EXELON HABITAT CERTIFICATIONS 2020

Company	Program Name	WHC	NWF	Acres
BGE	Bagley Substation		✓	11.1
	BGE-Patuxent National Research Refuge ROW Partnership	✓	✓	8,000
	BGE ROW Environmental Stewardship Program	✓	✓	N/A
	BGE ROW Columbia/Lake Elkhorn Vicinity		✓	25
	BGE ROW Liberty Reservoir		✓	10
	BGE ROW Flag Ponds		✓	62
	BGE ROW American Chestnut Land Trust		✓	30
	BGE ROW South River Greenway Partnership		✓	200
	BGE Riverside Facility		✓	5
	BGE Howard Service Center		✓	135.4
	BGE Notch Cliff		✓	20.2
	Mount Vista Park ROW	✓		8
	Northwest Substation		✓	66
	Piney Orchard Service Center		✓	6.3
	Spring Gardens Facility	✓	✓	72
	Waugh Chapel Substation		✓	102
	Whitemarsh Center		✓	19.8
ComEd	Buffalo Grove Prairie	✓	✓	10
	Swift Prairie	✓	✓	8
	Romeoville Prairie	✓	✓	26
	Calumet City Prairie	✓	✓	5
	Burnham Prairie	✓	✓	24
	Cherry Valley ROW Prairie	✓	✓	18
	Glenbard (Churchill)	✓		11
	Greene Valley Prairie	✓	✓	16
	Hitt's Siding Prairie	✓	✓	12
	Kloempken Prairie	✓	✓	8
	Lake Forest Prairie	✓	✓	51
	Lake Renwick Prairie	✓	✓	12
	Linne Prairie	✓	✓	10
	Pratt's Wayne Woods	✓	✓	12
	Lion's Woods		✓	3
	Orland Park Prairie	✓	✓	1.9
	Wentworth Prairie	✓	✓	5
	Sand Ridge Savanna Prairie	✓	✓	8.7
	Superior Street Prairie	✓	✓	14
	West Chicago Prairie	✓	✓	7
Wilmington Shrub	✓	✓	11	

Company	Program Name	WHC	NWF	Acres
Exelon Generation	Kennett Square Campus	✓	✓	51.7
Exelon Nuclear	Calvert Cliffs Nuclear Power Plant	✓	✓	2,500
	Byron Generating Station	✓	✓	1,300
	Three Mile Island Nuclear Generating Station	✓		382
	Limerick Generating Station	✓	✓	650
	Braidwood Generating Station	✓	✓	4,320
	Clinton Power Station	✓	✓	14,000
	Dresden Generating Station	✓	✓	1,600
	LaSalle County Generating Station	✓	✓	3,055
	Peach Bottom Atomic Power Station	✓	✓	620
	Quad Cities Generation Station	✓	✓	765
	Nine Mile Point	✓	✓	900
	James A Fitzpatrick Nuclear Power Plant	✓	✓	702
R.E. Ginna	✓	✓	426	
Exelon Power	Perryman Generating Station		✓	5
	Criterion Wind	✓		117
PECO	Brandywine River Trail		✓	4
	Manor Road ROW	✓	✓	26
	Cherry Lane Meadow		✓	7
	Morton Wetland	✓	✓	1.8
	Honey Hollow Meadow		✓	12
	Goat Hill Serpentine Barrens Restoration	✓	✓	2
	Newtown Square Wetlands	✓	✓	0.4
	PECO Conservation ROW	✓		3,700
	Pollinator Pilot Project		✓	2
	Ring Road Meadow		✓	14
	Rock Spring Natural Area		✓	25
	Spring Mill ROW		✓	12
	Upper Gwynedd Preserve ROW	✓	✓	0.2
	Brandywine ROW	✓	✓	4.3
	Route 202 ROW		✓	21
West Chester University ROW		✓	3.4	
PHI	Benning Service Center	✓	✓	0.5
	Pepco Transmission ROW	✓	✓	80
	Carneys Point		✓	3.5
	Dewey Beach Lions Club Wetland	✓	✓	1
	WaterShed Sustainability Center	✓	✓	1

Protected Species Management

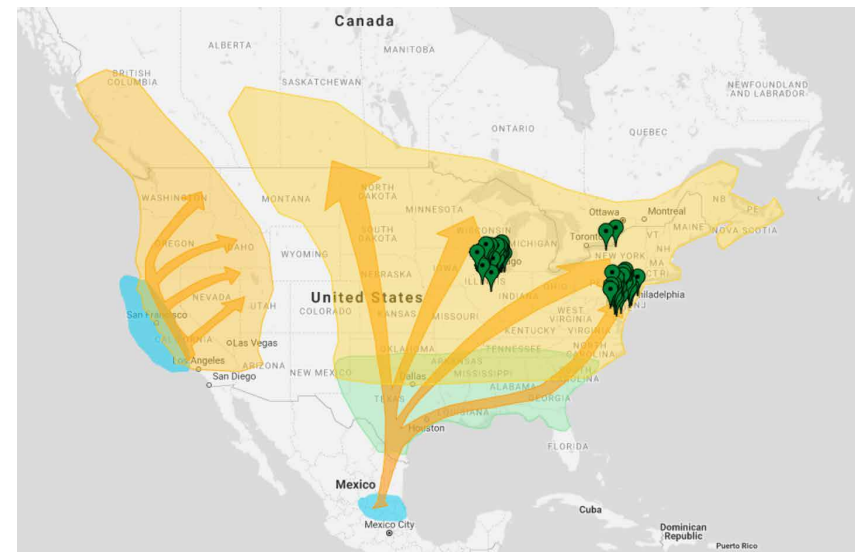
In addition to wildlife habitat certifications, we maintain special management plans to protect biodiversity on our sites and ROWs as outlined in our Biodiversity and Habitat Policy. For example, our utilities each have a detailed Avian Protection Plan and a USFWS Special Purpose Utility permit (SPUT) to manage interactions between birds and power lines. In 2020, ComEd continued proactive avian retrofits near known active bald eagle nests. Where threatened or endangered species are located on or near our sites, we work with regulatory agencies and interested stakeholders to develop and implement agreed-upon management plans or special mitigation tactics to reduce impacts on wildlife. In addition, about 1,500 avian diverters were installed on transmission lines to reduce avian collisions. BGE also installed a first-of-its-kind, 115-kilovolt insulator loop to protect cormorants from power line interactions and eliminate line interruptions on a transmission line crossing the Bush River.

Exelon's Pollinator Initiative

Exelon is engaged in a variety of pollinator habitat projects across the company at our generation and utility sites. Our habitat management supports a range of pollinators such as insects, birds and mammals. The monarch butterfly, a species of concern for many scientists and resource management groups, has become a recent priority for Exelon. Several of our sites lie in areas where monarch butterflies may rest and feed along their 3,000-mile migratory journey. Our efforts support national goals for pollinator species recovery and position Exelon as one of the nation's leading energy companies regarding recovery of the iconic monarch. We collaborate with several academic institutions, nonprofit organizations, community and youth organizations, federal and state agencies, trade associations and other Exelon business units to progress our habitat and species conservation plans. We also support public education programs that enhance society's commitment to habitat conservation.

Exelon continues to work with its power generation stations to increase pollinator restoration acreage, strengthen their monitoring programs, improve the current pollinator restoration areas and assist them in finding partners. There are currently about 230 acres of pollinator fields throughout the Nuclear Fleet. This effort complements the work at our utilities where 314 acres are under direct management specifically for pollinators. In 2020, ComEd conducted monarch inventories at over 6,000 data points and more than 50 percent of those met pollinator habitat criteria. For more information about Exelon's pollinator programs, visit our [website](#).

MONARCH BUTTERFLY MIGRATION ROUTES AND EXELON POLLINATOR PROJECTS



- Overwintering
- Spring breeding grounds
- Spring/Summer breeding grounds
- Summer breeding grounds

Waste Management

Managing Our Nuclear Fuel Cycle

As the largest nuclear power plant operator in the United States, nuclear safety is a fundamental element of our license to operate. We diligently manage our nuclear wastes — both low-level radioactive waste and spent nuclear fuel — safely, securely and responsibly. We must always remain in compliance with the stringent requirements of the NRC, the DOE and the EPA. The health and safety of our communities, our employees and the environment are of high priority to our company.

Spent Nuclear Fuel

While required to do so by the Nuclear Waste Policy Act (NWPA), the federal government has yet to establish facilities for the permanent storage or disposal of spent nuclear fuel (SNF) in the United States. As a result, Exelon Generation safely stores SNF from our nuclear generating facilities on site in storage pools and dry cask long-term storage facilities. As of the end of December 2020, Exelon Generation had approximately 87,100 SNF assemblies, or 21,600 short tons of fuel, stored on site.

This includes approximately 51,200 assemblies in pools and 35,900 assemblies in 662 dry cask storage systems. Using this combination of storage methods, we project that we will have adequate storage for SNF produced through the decommissioning of our plants. The total volume of SNF produced by Exelon's entire fleet of nuclear plants since 1969 could fit in approximately four Olympic-sized swimming pools. One hundred percent of this SNF is packaged, numbered, catalogued, tracked and isolated from the environment.

Low-level Nuclear Waste

The bulk of the radioactive waste generated by nuclear power plants is low-level dry, inert matter that is processed into a solid state before being placed in specially designed, high-integrity containers for storage and disposal. Typical low-level waste includes materials such as contaminated personal protective equipment, used ion exchange resin and equipment such as filters, tools and

rags that encounter varying amounts of radioactive substances. More than 93 percent of the low-level waste generated at nuclear stations is designated as Class A, which is the least radioactive. This waste is disposed of at EnergySolutions' disposal site in Clive, Utah.

Class B and C wastes have higher levels of radioactivity and include items such as core components, filters and ion exchange resins. Where we do not have adequate storage capacity on site, we ship waste off site to qualified disposal facilities. Since 2015, we have shipped all the Class B and C wastes from our facilities to the Waste Control Specialists disposal facility in Andrews, Texas, which reduces our inventory.

THE NUCLEAR WASTE POLICY ACT OF 1982

The NWPA codified the DOE's responsibility for developing a geologic repository for used nuclear fuel. To pay for this repository, the NWPA established a \$0.002/kilowatt-hour fee collected from each operating nuclear power plant and placed into a Nuclear Waste Fund managed by the DOE. To date, Exelon has paid almost \$4.2 billion into the NWF. In 2002, the President and Congress approved Yucca Mountain in Nevada as the site for this repository, and in 2014, a federal court ordered the NRC to complete safety and environmental reviews of the site. While these reviews have since concluded that Yucca Mountain complies with all regulations, a final decision awaits an extensive formal hearing that requires Congressional funding to complete.

Exelon supports the following advocacy positions to ensure that the U.S. government meets its obligations under the NWPA:

- The Nuclear Waste Fund should be utilized as intended under the NWPA.
- Congress should provide funding for a final decision on Yucca Mountain.
- Congress should authorize a centralized interim storage approach, pending development of an alternative long-term, spent-fuel strategy.

Reducing Our Operational Waste

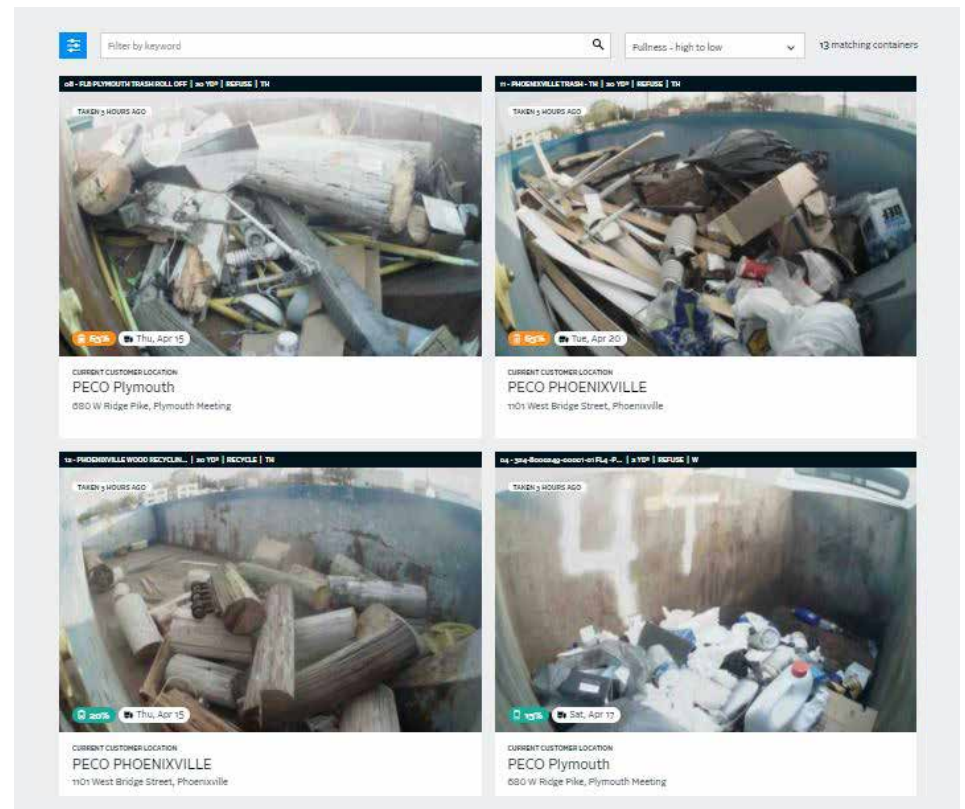
Across our businesses, we employ best management practices to reduce, reuse and recycle the waste we generate. Many of our initiatives stop the generation of waste before it begins, including double-sided copies in the office, reusable totes in the field, contractor take-back programs and finding outlets for refurbished meters and computer electronics. Our extensive recycling programs target conventional materials like paper, plastic and metals as well as non-conventional materials such as construction and demolition debris. In 2020, ComEd and PECO initiated pilot programs to monitor waste containers using cameras to optimize waste and recycling pickup frequencies and reduce vendor costs and vehicle fuel



The BGE Gas Division has reduced landfill waste and disposal costs by processing spoil materials for reuse as excavation backfill.

use/emissions. These programs not only keep waste out of landfills, but they also save money, conserve energy and natural resources and reduce GHG emissions.

Through the efforts of our employees and contractors, we achieved our 2020 corporate goals to recycle at least 75 percent of our municipal solid waste and to meet an overall total recycling rate of at least 90 percent for combined municipal solid waste and industrial solid waste. This high total recycling rate was achieved through a continuing focus within Exelon's operating companies. Our teams found innovative ways to minimize waste, such as diverting clean soil and asphalt/concrete millings from the landfill by reusing these materials on the system in applications such as utility excavation backfill.



PECO Energy is using service yard and waste and recycling bin cameras to optimize waste management and reduce costs.

Reducing Our Air Emissions

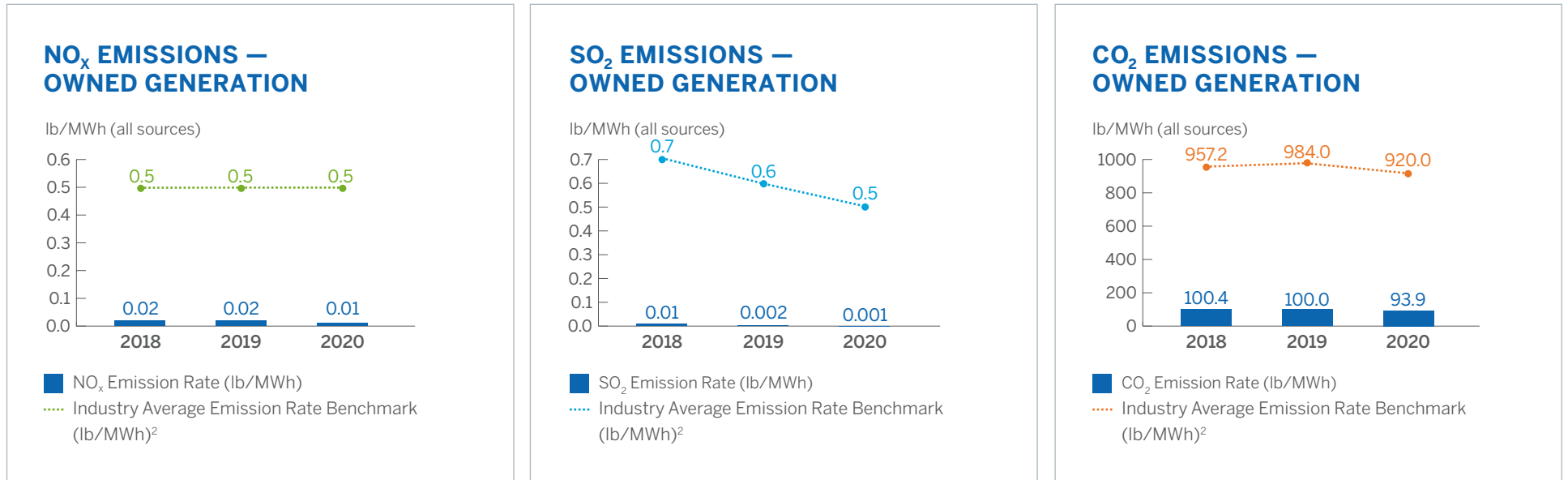
We recognize that air emissions, such as those that contribute to ground-level ozone and particulates, can negatively affect public health and the environment. Exelon Generation is committed to operating a low-emission intensity energy portfolio to minimize our contribution to air emissions as we meet the nation's electricity needs. In 2020, our generation portfolio emission rates for NO_x, SO₂ and CO₂ were significantly below the latest available electric generation industry averages as illustrated in the graphs below. Our emissions reported under the EPA Toxics Release Inventory (TRI) regulations are limited to three low-utilization, oil-fired plants with de minimis emission levels.

The [Addressing Climate Change](#) section of this report provides detailed information regarding Exelon's GHG emissions, mitigation strategies and policy positions.



Exelon Power's 1,115 MW Wolf Hollow II state-of-the-art combined cycle natural gas power plant, Granbury, Texas, utilizes the latest pollution control and air cooling technologies.

EXELON'S EMISSION RATES¹ — SIGNIFICANTLY LOWER THAN THE NATIONAL AVERAGE



¹ Exelon emission intensity verification statement.

² Source: M.J. Bradley & Associates (2021), *Benchmarking Air Emissions of the 100 Largest Electric Power Producers in the United States*.

Total emissions for 2020: NO_x = 1,109 short tons; SO₂ = 83 short tons; CO₂ = 8.5 million short tons

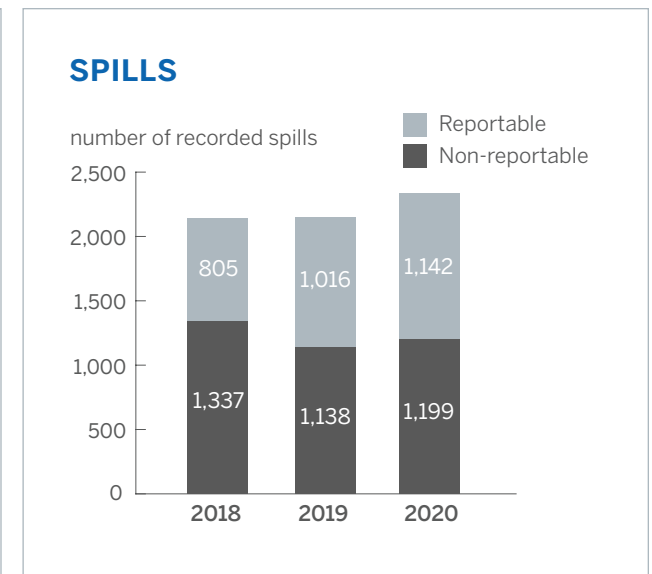
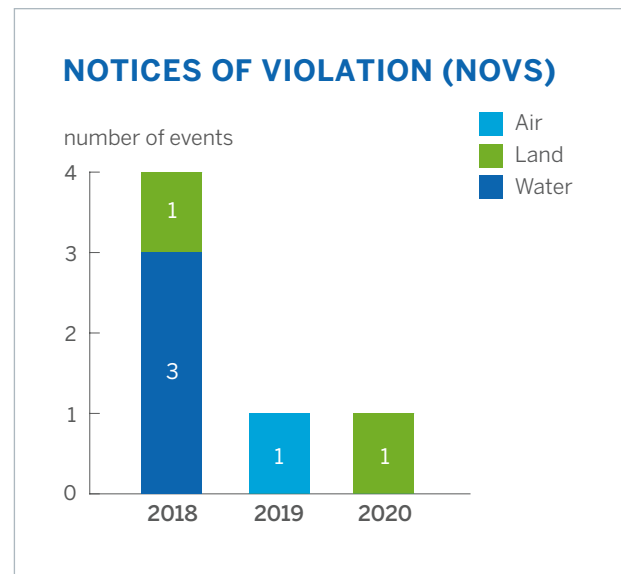
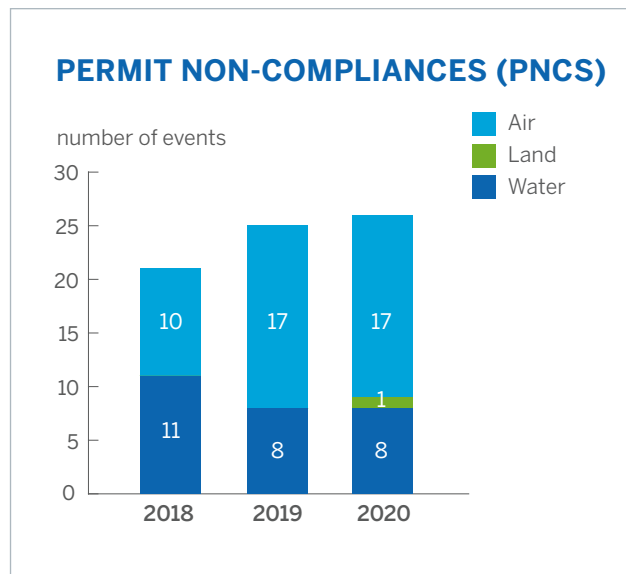
Managing Environmental Risks

We regularly assess the potential environmental impacts of our operations across our global footprint. Governed by the Exelon Corporate [Environment Policy](#), we focus on full compliance with applicable legal requirements, and we ensure our actions and the actions of those working on our behalf to meet this commitment. Our environmental management system (EMS) is an integral part of managing our environmental risk. We incorporate risk management into siting new facilities, minimizing impacts at existing facilities and working with local communities and regulators to inform stakeholders of our activities. Exelon's EMS, designed to conform to ISO 14001:2015, lays out the necessary steps to maintain responsible operations throughout our businesses. We also conduct regular internal and external audits of our environmental programs in accordance with ISO 14001:2015. As of 2020, 66 percent of our facilities had obtained independent verification of conformance to the ISO 14001 standards. Exelon's corporate-level [EMS certification](#) is available on our website.

Monitoring Compliance Performance

We monitor, measure and report our environmental performance by tracking cases with potential environmental impact even where there was no violation of an applicable environmental regulation or permit, or release of a regulated substance into the environment. These include:

- Notices of violation (NOVs) — formal written notifications of an environmental violation from a government agency;
- Permit non-compliance events — instances where a permit condition or administrative requirement was not satisfied;
- Spills of oil or chemicals that require reporting to applicable agencies; and
- Non-reportable spills including small quantities of material that can be quickly contained and do not result in significant environmental impact.



In 2020, Exelon received one NOV from a regulatory agency:

PHI (Pepco), Prince George's County, Maryland. During a substation project, a contractor failed to maintain required erosion and sedimentation control measures. All issues were corrected, and a mitigation plan was initiated. There was no penalty associated with the notice.

In 2020, we also reported 26 permit non-compliance events for regulated discharges to air and water, and 2,341 total spills; see compliance summary charts on the previous page.

Eliminating Equipment with Polychlorinated Biphenyls

We actively manage the risk posed by electrical equipment containing polychlorinated biphenyls (PCBs). During replacement, repair and servicing efforts at our power plants and on our T&D networks, we eliminate equipment containing PCBs in concentrations greater than the current regulatory threshold of 49 parts per million. Exelon Power facilities no longer have any oil-filled electrical equipment containing regulated levels of PCBs, and Exelon Nuclear does not have any PCB transformers at its plants.

Similarly, our electric utilities proactively identify equipment for replacement when it is likely to be contaminated. Among other methods, we participate in EPRI's Program 51, which allows us to use their industrywide database to compare nameplate data information and identify if a piece of equipment is likely to have PCBs or not. This approach maximizes efficiency in identifying potential PCBs and then targeting this equipment for removal. These replacement efforts, combined with voluntary retro-fill and reclassification programs, are resulting in the continued reduction of PCB-containing equipment across the company while reducing environmental risk.

Managing Remediation at Historic Manufactured Gas Plants

Our utilities continue to remediate former manufactured gas plant (MGP) sites that were used primarily by our predecessor companies between 1816 and 1970. We participate in the MGP Consortium, which allows us to leverage research and advocacy programs and lessons learned from other utilities. Our utilities anticipate that the majority of remediation at remaining sites will continue for

several more years. ComEd continued remediation of five MGP sites in 2020, with 21 remaining on the system, and the remediation is expected to continue through at least 2026. PECO continued with remedial efforts for its remaining MGP sites, including the implementation of a pilot study to investigate the use of an in-situ chemical oxidation method to reduce community impacts from traditional remediation methods. Currently, eight sites remain active in the program with most expected to be closed by 2023.

In 2020, BGE conducted Unit 2 studies at Riverside, which is one of four remaining open sites. DPL has identified two former MGP sites and remediation of both has been completed and approved by MDE and the Delaware Department of Natural Resources and Environmental Control; a third site is currently undergoing evaluation. We discuss the status of the utility MGP programs and remediation reserves in more detail in Exelon's 2020 10-K [Environmental Remediation Matters](#).



Former MGP site undergoing environmental remediation in the ComEd service territory.

EXELON POWER LIVING SHORELINE PROJECT AT CROYDON GENERATING STATION

Tidal wetlands are vital for flood protection, water quality improvement, fish and wildlife habitat and carbon sequestration. These wetlands filter water, and when waters rise they act like sponges, retaining floodwaters and buffering against powerful storm surges. They also provide spawning sites, foraging areas and nesting grounds to fish, birds and animals. Similar to intertidal wetlands, shallow subtidal habitats such as beds of freshwater mussels and submerged aquatic vegetation (SAV) also furnish diverse benefits, especially regarding water quality and habitat improvement. Unfortunately, tidal wetlands in the Delaware Estuary



are being lost at an alarming rate of an acre per day. Additionally, many wetlands are in poor condition. Freshwater mussels are among the most imperiled animals in North America — including locally in the Delaware River basin — with only vestigial populations remaining in a small portion of their historic range.

Innovative, practical solutions to compensate for the loss of these vital natural habitats are critical for addressing not only coastal resilience issues, but also for improving or sustaining water quality.

In 2020, Exelon Power's Mid-Atlantic Region demonstrated its commitment to environmental sustainability when it asked the Partnership for the Delaware Estuary, a 501(c)(3) environmental nonprofit organization, to investigate the feasibility of developing a freshwater tidal living shoreline at its Croydon Generating Station on the Delaware River. Throughout the year, scientific studies were conducted to determine if implementing a living shoreline at the Croydon Generating Station would support a living shoreline and the establishment of a freshwater mussel population for water quality enhancement. Initial data appear to support the successful installation and viability of a freshwater tidal living shoreline at the site.

Freshwater mussel-based living shorelines are a new and upcoming component of urban shoreline and habitat restoration, and the Croydon Generating Station site offers a unique opportunity to test new methods and advance the field of shellfish restoration and their potential to enhance the on-site SAV community. It is anticipated this project will garner a high level of interest from both the public and private sector, and as such offers Exelon an opportunity to align itself with innovative green infrastructure applications.

Enhancing Corporate Governance

- Implemented four new company-wide ethics policies to substantially increase oversight of interactions with public officials
- Increased supply chain spend with diversity-certified suppliers to \$2.7 billion
- Reinforced our investment in local communities with \$135 million in credit lines with 22 community and minority-owned banks



Effective corporate governance is a critical component of Exelon's business strategy. The Corporate Governance Committee of Exelon's Board of Directors oversees specific areas of our sustainability strategy and performance. Our Board of Directors also provides leadership and guidance that drives our sustainability efforts and helps us achieve our mission of providing reliable, clean, affordable and innovative energy products.

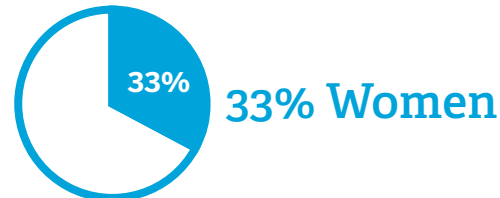
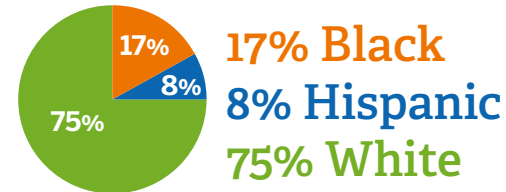
Board Oversight

The Corporate Governance Committee is responsible for overseeing Exelon's climate change and sustainability policies and programs as well as for providing updates to the Board. All members of the Board, with the exception of Exelon's President and CEO, are independent according to applicable law and the listing standards of the NASDAQ Stock Market, LLC, as incorporated into the Independence Standards for Directors in Exelon's Corporate Governance Principles. On April 27, 2021, our 13-member Board was reduced to 12 members, including four women and three racially diverse members, with an average director tenure of approximately 6.6 years. For more information on Exelon's governance structure, please see the [corporate governance section of our website](#).

Stakeholders and other interested parties may communicate with the Board Chair or with the non-management directors as a group, through Exelon's Corporate Secretary. The Corporate Secretary will directly forward communications that raise substantial issues to the Board and ensure all communications are made available to Directors upon request. Stakeholders may communicate with the Board by writing to:

Gayle Littleton, General Counsel & Corporate Secretary, Exelon Corporation,
10 South Dearborn St., P.O. Box 805398, Chicago, IL 60680-5398.

BOARD OF DIRECTORS: KEY STATISTICS¹



¹ As of June 1, 2021 (12 Members).

Five Committees of the Board of Directors

The Exelon Board has five standing committees. Each committee has clearly defined roles and responsibilities that are detailed in their respective charters.

- The **Audit Committee** oversees financial reporting, accounting practices and internal control functions and the performance and selection of the independent registered accounting firm. The Audit Committee also oversees compliance with Exelon's ethics and compliance program as defined in the Exelon Corporation Code of Business Conduct.
- The **Compensation and Leadership Development Committee** oversees Exelon's executive compensation program and human capital management practices, as well as supervises leadership development and succession planning.
- The **Corporate Governance Committee** oversees the governance practices of Exelon including the composition of the Board and its Committees. This Committee oversees Exelon's strategies and efforts to protect and improve the quality of the environment, including but not limited to, climate change and sustainability policies and programs.
- The **Generation Oversight Committee** oversees the safe and reliable operation of all generating facilities with a principal focus on nuclear safety. In addition, the Committee oversees compliance with policies and procedures to manage and mitigate risks associated with the security and integrity of generation assets. This Committee is also tasked with reviewing environmental, health and safety issues related to generating facilities.
- The **Risk Committee** oversees the risk management functions and matters relating to the risk exposures of Exelon and its subsidiaries. The Committee monitors liquidity and related financial risks.

Investor Engagement

Exelon engages with its investors on a regular basis and provides information through multiple channels. In addition to quarterly earnings conference calls and press releases, Exelon's Investor Relations staff regularly engages with investment

professionals on Exelon's financial and operational performance. Leadership also provides information at the EEI annual conference on important financial, policy and market updates. Exelon leadership regularly engages with investors to discuss Exelon's governance, compensation and sustainability practices. From time to time, these discussions include one of Exelon's independent directors. In 2020, Exelon engaged with shareholders representing about one third of all outstanding shares on these topics. We report any input received to the relevant Board committee and the Board of Directors as a whole.

Sustainability Governance

Sustainability is a key component of Exelon's success as a business, and we manage sustainability at the highest levels of the company. As we continue our journey to build an energy company for the future, we evaluate our sustainability goals, measure our performance and assess our impacts. We have designated leadership and dedicated team members who ensure we are moving in the right direction. Led by our Senior Vice President of Corporate Strategy and Chief Innovation and Sustainability Officer, our sustainability team works within our corporate strategy and innovation function. This helps incorporate sustainability into decision-making at the highest levels, including our approach to investments, energy efficiency programs, climate risk mitigation and other important issues facing our business.

As an energy company, we integrate sustainability and environmental management throughout our entire business, requiring our Board to actively participate in making decisions about our most pressing sustainability challenges. When appropriate, we update the Corporate Governance Committee and other Board committees on sustainability strategy and performance. These reports focus on legacy environmental risks, climate change and investor interest in sustainability issues. The connections between sustainability and our business strategy are further discussed in [Building an Energy Company for the Future](#).

Enterprise Risk Management Overview

Risk Management

Managing business risks of all types, from regulatory and market risks to global risks like climate change, is an important facet of our company's governance and oversight system. The Enterprise Risk Management team, in collaboration with our operating companies, is responsible for coordinating Exelon's risk management program. Exelon aims to be the leading diversified energy company by institutionalizing an enterprise-wide risk management framework and process. This framework enables us to anticipate strategic and emerging risks, integrate

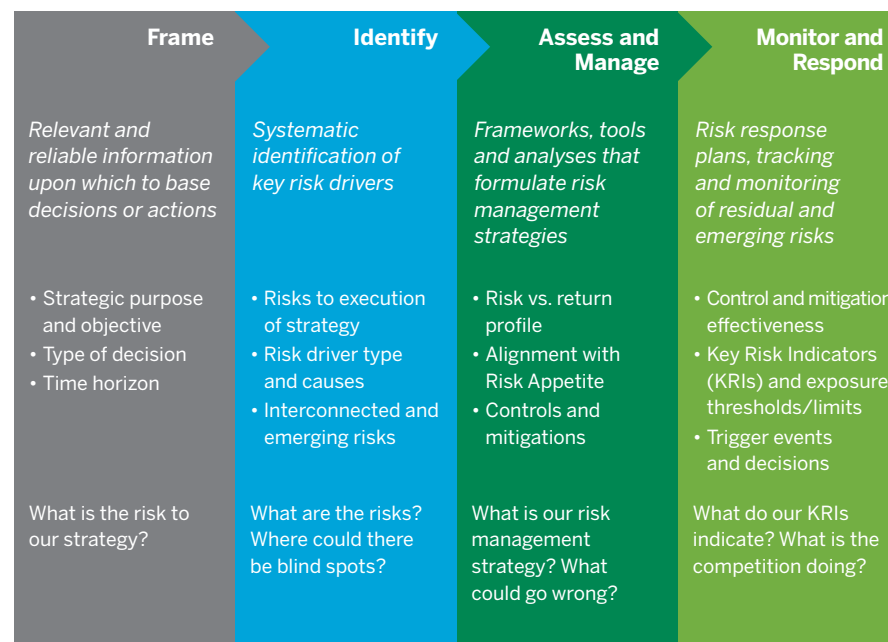
risk into business planning, minimize unexpected performance variances and support growth initiatives within Exelon's risk appetite policy. The risk organization works closely with the business to identify, assess, mitigate and monitor risk. The assessments deepen our understanding of risks, enable effective action to mitigate risks and strengthen our risk culture. We align our key risk indicators with our risk appetite and industry-leading practices. Key success factors for our enterprise-level risk management program include collaboratively working with the operating companies to identify risks, helping the businesses better understand how to manage risks and establishing acceptable tolerances that allow for growth while staying within our risk appetite.

MANAGING RISK AT EXELON

Exelon regularly completes risk assessments to identify and focus on the top risks facing our company. Our assessment framework looks at strategic, financial, operational, regulatory/compliance and reputational risks; Exelon is automating the framework for improved intelligence and risk analytics. Additionally, Exelon employs various market, credit, liquidity and operational risk assessment tools to identify financial and business risk exposures that risk management committees evaluate at the corporate level and within each business unit.



THE EXELON ENTERPRISE RISK MANAGEMENT MODEL: AN INSTITUTIONAL APPROACH TO RISK MANAGEMENT





Exelon maintains a strong risk management program and culture across all business areas, from operations to finance.

Successful risk management requires participation from teams across our businesses. Exelon and each operating company have a Risk Management Committee tasked with identifying and evaluating the most significant risks of the business and the actions needed to manage and mitigate those risks. The senior executives of the business unit discuss risks with the Risk Committee and the Audit Committee of the Exelon Board of Directors, and the Boards of Directors of each operating company.

Exelon is continually assessing and mitigating our environmental risk as part of both the risk program and the ISO 14001:2015 Environmental Management System.

Cybersecurity

Exelon's business spans the entirety of the energy business, from generating power to distributing electricity to homes and businesses. Many of our customers live and

work in the most densely populated areas of the country, making us a part of the nation's critical infrastructure. Security at Exelon is not an option, it is an imperative.

Exelon's Corporate & Information Security Services (CISS) team maintains an enterprise-wide, risk-based, intelligence-driven, "defense-in-depth" security posture. By applying the layered, defensive mechanisms, CISS proactively provides the security needed to deter and delay attacks and withstand their potential impacts. This extends to the security programs, which we collaboratively developed with input from our IT team and other key stakeholders across Exelon. The integrated approach means that all operating companies benefit from the pooled investment into a unified and flexible security program.

With rapidly evolving levels of cybersecurity risks, it is imperative that we frequently assess our cybersecurity capabilities and embrace a mindset to continuously improve our security programs. Exelon's cybersecurity team participates in the DOE's Cybersecurity Capability Maturity Model (C2M2) assessment, which measures how well Exelon's National Institute of Standards and Technology (NIST) Cybersecurity Framework (CSF)-aligned controls are in place, operating and monitored for improvement opportunities. The C2M2 allows for internal evaluation and external benchmarking within the energy industry and assists Exelon in prioritizing actions and investments that enhance our cybersecurity capabilities.

Exelon protects assets critical to grid reliability and national security through the implementation of strong regulated programs developed by the NRC and North American Electric Reliability Corporation's Critical Infrastructure Protection (NERC CIP) requirements. Regulated critical cyber assets are isolated within restricted networks, segmented from the enterprise IT environment and the Internet, continuously monitored for malicious activity and routinely evaluated for vulnerabilities.

Exelon led the industry and, as of August 3, 2020, successfully implemented and began executing the processes needed to comply with the NERC CIP-013-1 Standard (applicable to high- and medium-impact Bulk Electric System Cyber Assets).

Exelon remains focused on increasing cybersecurity awareness and understanding and continues to implement additional technologies to enhance our cybersecurity capabilities.

Physical Security

Exelon is enhancing facilities with additional physical security measures to reduce vulnerability to physical attacks and unauthorized access to personnel, equipment, systems and materials at substations. Our physical security team identified critical sites and potential major threats to substations such as terrorism, theft and vandalism. The team designed and implemented multi-layered and integrated security controls, including physical barriers, detection systems, access control, cameras and video analytics. Exelon conducts periodic on-site assessments of those sites to ensure appropriate controls are in place.

Exelon enhanced the effectiveness of protective measures and response processes to support all Exelon personnel and customers during the COVID-19 pandemic and civil unrest by providing a host of virtual and in-person security activities and system upgrades. The physical security team maintains effective working relationships with law enforcement.

Exelon has a robust pre-employment background screening process, thoroughly investigates all code of business conduct violations and provides workplace violence and other security training programs for employees. The physical security team maintains effective working relationships with law enforcement.

Business Resilience

We maintain robust response and recovery programs to ensure our company's resilience amidst an evolving landscape of physical and cyber threats to personnel, assets, operations and customers. We ensure business resilience through the combination of incident response, crisis management, business continuity and systems recovery programs. As with all security efforts, these programs align with the NIST CSF and apply to all hazards.

Exelon's corporate security, IT and emergency preparedness teams and programs deploy plans to support response and recovery activities. Exelon's business continuity program covers all Exelon business functions, focusing on maintaining operational readiness for an evolving threat landscape. When events do occur, Exelon quickly and effectively responds by mobilizing resources and

executing recovery strategies and workarounds. The systems recovery and IT disaster recovery programs aim to minimize downtime for systems, services and applications through a coordinated team approach that informs and consults all key stakeholders throughout the process of addressing and resolving a priority incident.

In 2020, Exelon mobilized its Crisis Management Team, comprised of senior leadership and subject matter experts, to coordinate an enterprise-wide response to the COVID-19 pandemic, including business-function-level contingency plans, supply provisioning, health benefit and policy updates, and technology changes to support the needs of our employees and customers and to sustain safe and reliable business services.

On an annual basis, functional leadership reviews and approves the business continuity and systems recovery plans. We capture regular updates and reflect these in our plans to address business disruptions, outages, drill results and lessons learned. Corporate security and IT conduct relevant training and exercises to test the validity and completeness of resilience plans with participation from operating company leadership and relevant functional personnel. Following any event or exercise, the teams and their business partners identify corrective actions, document and communicate lessons learned and implement enhancements to support plan growth and response capabilities.

Exelon's business continuity program undergoes continuous improvement, refining planning, training, exercises and other response and recovery capabilities with the goal of increasing the resilience of critical business functions to withstand threats. These efforts reflect enterprise-wide engagement, as demonstrated by our participation in the 2019 NERC Grid Security Exercise (GridEx) V drill. More than 6,500 people and 425 organizations from across the electric power industry and federal and state governments participated in the drill. More than 600 of Exelon's incident responders also participated. Through enterprise-wide coordination, the participants validated improvements to various operational and response practices and identified new areas for refinement. Exelon has initiated planning for GridEx VI scheduled for November 2021.

Ethics and Compliance

At Exelon, we know that how we run our business is just as crucial as the results we achieve. Integrity guides our mission and shapes how we work with, and are viewed by, our customers and communities.

Exelon is committed to maintaining a robust, comprehensive compliance and ethics program, and recognizes that an effective program must constantly evolve in the face of changing risks.

Exelon's Compliance & Ethics office provides governance and oversight of Exelon's compliance with its regulatory obligations and is the primary resource for ethics advice and interpretation of the Code of Business Conduct (the Code). Our Compliance & Ethics office conducts an annual risk assessment to identify compliance risks across the organization and assess controls for those risks. It works with business units to ensure the appropriate design, implementation and testing of controls concerning compliance obligations.



All Exelon employees receive annual Code of Business Conduct training.

Exelon maintains a detailed Code of Business Conduct, publicly accessible [here](#), which is applicable to all employees, officers, directors, third-party contractors, consultants and agents across the enterprise.

The Code sets out Exelon's core values — which include acting with integrity — and addresses a wide range of topics, among them conflicts of interest, workplace conduct, safety, protecting confidential information and other company assets, bribery and corruption, and competing with integrity. The Code of Conduct highlights the importance of speaking up and strictly prohibits any form of retaliation for raising questions or concerns about potential violations of the Code or compliance with applicable laws and regulations.

All employees must participate in annual Code of Business Conduct training. Additionally, non-represented employees are required to complete an annual certification disclosing potential conflicts of interest and certifying their understanding of the Code. Completion of the training and certifications is tracked. New employees are required to complete Code of Business Conduct training when they join Exelon.

Exelon maintains a 24-hour ethics helpline that allows employees and the public to report ethics concerns as well as potential legal or regulatory violations. The helpline has both a phone and web portal option and reporters have the option to remain anonymous. The Compliance & Ethics office oversees the intake, investigation and resolution of reports of potential compliance and Code of Business Conduct violations.

In July 2020, Exelon's ComEd subsidiary entered into a Deferred Prosecution Agreement (DPA) with the U.S. Attorney's Office for the Northern District of Illinois (USAO) to resolve the USAO's investigation into Exelon's and ComEd's lobbying activities in the State of Illinois. Exelon was not made a party to the DPA, and the investigation by the USAO into Exelon's activities ended with no charges being brought against Exelon. Under the DPA, the USAO filed a single charge alleging that ComEd improperly gave and offered to give jobs, vendor subcontracts and payments associated with those jobs and subcontracts for the benefit of the Speaker of the Illinois House of Representatives and the Speaker's associates, with the intent to influence the Speaker's action regarding legislation affecting ComEd's interests. The DPA provides that the USAO will defer any prosecution

of that charge and any other criminal or civil case against ComEd in connection with the matters described in the DPA for a three-year period subject to certain obligations of ComEd, including the following: (i) payment to the United States Treasury of \$200 million; (ii) continued full cooperation with the government's investigation; and (iii) ComEd's adoption and maintenance of remedial measures involving compliance and reporting undertakings as specified in the DPA. A Securities and Exchange Commission investigation arising out of ComEd's and Exelon's lobbying activities is continuing.

Exelon cooperated fully with the government's investigation and prior to its resolution implemented four new companywide ethics policies that substantially increased oversight of our interactions with public officials, implemented a series of new controls, and enhanced guidance and training. Among other things, the policies (accessible [here](#)) require tracking and review of requests, referrals and recommendations from public officials; strengthen due diligence and supervision of lobbyists and political consultants; and require regular reporting to the Audit Committee of Exelon's Board of Directors and to utility boards of directors regarding interactions with public officials.

In addition, Exelon created the new role of Executive Vice President for Compliance and Audit to oversee both the Compliance & Ethics and internal audit programs. This role reports directly to Exelon's Chief Executive Officer and serves as a member of Exelon's Executive Committee. The EVP for Compliance and Audit provides quarterly reports to the Audit Committee of Exelon's Board of Directors. This new structure increases independence, ensures central oversight of compliance activities and facilitates sharing of insights regarding compliance, ethics and audit matters across operating companies.

Required Ethics Trainings

Exelon regularly trains our workforce on ethics expectations and provides tools for our employees to meet those expectations. In addition to annual Code training, the Compliance & Ethics Office delivers mandatory training addressing Security Awareness, Harassment Prevention and other important topics. These role-based training obligations, which flow from discrete compliance risk areas, emphasize performing job responsibilities with integrity.

Conflict Minerals

In alignment with the conflict mineral reporting requirements of Section 1502 of the Dodd-Frank Act, Exelon reviewed whether conflict minerals were necessary to the production or functionality of any product manufactured or contracted for manufacture by the company. After a review of the products we sell and services we deliver, we concluded that we do not have any reporting requirements.

Sustainable Supply Chain

Exelon works with approximately 8,000 suppliers to procure a wide range of materials and services that support our company operations. We actively engage, evaluate and monitor our suppliers to better understand our supply chain and proactively identify and address potential business continuity or related risks. In addition to managing our supply chain from a risk and performance perspective, we also work to align Exelon's sourcing practices with company objectives in environmental responsibility, supplier diversity and local economic development.



Exelon is focused on efficient supply chain management that supports the reliability of our electric and gas distribution systems.

Supply Chain Risk Management

Exelon employs a risk management process developed by our Supply and Enterprise Credit Risk Management team to identify, communicate and mitigate risks. Our semi-annual review of all suppliers determines supplier criticality to our business. This team conducts in-depth risk reviews of our critical suppliers. The team evaluates suppliers based on third-party credit reports, criticality of the supplier to Exelon's business functions and company objectives (such as diversity and sustainability), probability of a risk event, the potential severity of impacts and our resilience to a disruption through alternate suppliers. The team regularly communicates the results of these risk reviews to management.

In December 2020, Exelon conducted its semi-annual detailed risk assessment that identified 93 critical Tier 1 suppliers — suppliers with whom Exelon spends directly. These Tier 1 suppliers represent 51 percent of total spend. As part of this process, we identified one high-risk critical Tier 1 supplier and implemented a risk mitigation strategy with this supplier. Of the 93 critical Tier 1 suppliers, we audited 11 percent in 2020 and placed five percent on a supplier watchlist. Exelon actively works with all suppliers on a watchlist or performance improvement plan to implement corrective action strategies and remediate any performance issues.

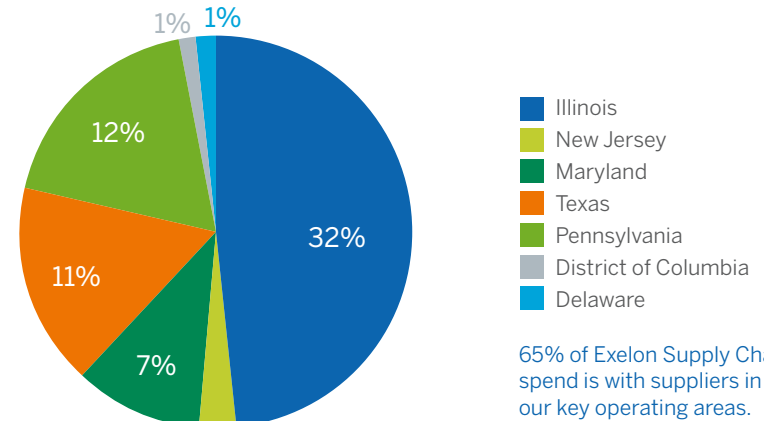
Supply Chain Spend Analysis

Exelon sourcing professionals within the corporate, generating and utilities supply teams manage approximately 90 categories of spend across these business areas. At a higher level across the enterprise, 42 percent of this spend is on services, 23 percent is on materials, 21 percent is on construction and 14 percent is on IT hardware and services. Over half of Exelon's supply chain spend is with suppliers in our key operating areas, where our businesses are most heavily concentrated. This spend analysis excludes goods and services not managed by Exelon's Supply organization, such as fuel purchased for power generation.

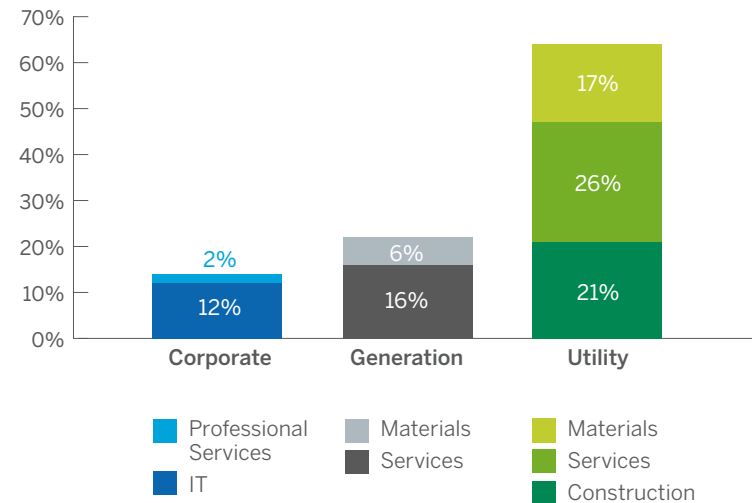
Improving Sustainability with Our Suppliers

In addition to meeting contract terms and conditions tailored to manage each supplier's engagement, all Exelon business partners, including our suppliers, are required to comply with Exelon's Code of Business Conduct. The Code

SUPPLIER SPEND BY STATE



MAJOR CATEGORY SPEND



establishes requirements for how Exelon and our business partners will conduct their business operations. All suppliers must meet Exelon's standards, including environmental performance review.

Exelon participates in industry and government efforts to evaluate and improve the environmental and social performance of our supply chain operations. As an industry leader in sustainability, we are conscious of the influence we have over our supply chain and understand our responsibility to encourage sustainable practices across our suppliers. Exelon makes a concerted effort to minimize potential impacts of the goods and services we procure and to motivate our suppliers to improve their operational performance.

We advance sustainability in our supply chain through both our direct relationships with our suppliers and our engagement with the EUSSCA, of which Exelon was a founding member. EUSSCA, or "The Alliance," is an organization of utilities and suppliers working together to advance sustainability best practices in utility supply chain activities and supplier networks. Exelon continues to pursue progress against the Alliance's sustainability maturity model by creating more rigor around the scoring of sustainability aspects of supplier proposals in bids, and by recognizing top suppliers with awards related to their environmental performance. Exelon continues to recommend supplier participation in the Alliance and the EUSSCA Supplier Affiliate Membership program. In 2019, Exelon's Chief Supply Officer became Chair of the EUSSCA executive committee.

Supporting Local and Diverse Suppliers

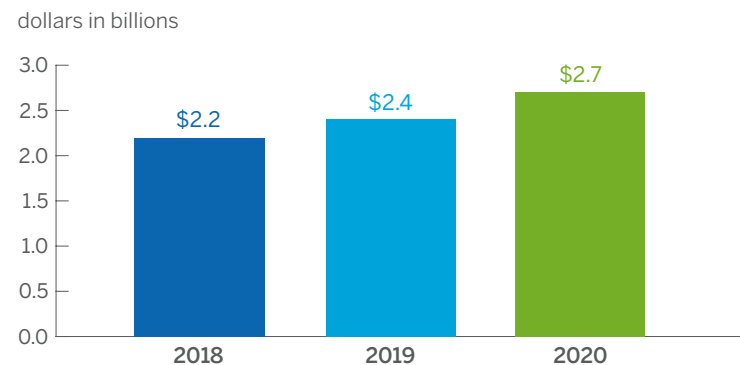
At Exelon, we share a passion for diversity and inclusion that guides the way we work and do business. Through our Exelon Diverse Business Empowerment program, we realize competitive advantages from the talents each of us brings to the workplace. Exelon serves some of the nation's largest and most ethnically diverse metropolitan areas — including Baltimore, Chicago, Washington, DC and Philadelphia. This means our supplier base, as well as our workforce and culture, must reflect the diversity of our customers and our communities. We view diversity-certified businesses as valued partners in our efforts to serve our customers and we believe that partnership will help diverse business enterprises to develop and grow.

Not only does this benefit Exelon, but it also empowers the community. We source materials, goods and services from thousands of large and small businesses across the country. In 2020, we spent approximately \$9.5 billion with suppliers, excluding generating plant fuel purchases. More than 65 percent of this was spent locally in our key operating areas — Illinois, Pennsylvania, Maryland, New Jersey, Delaware, the District of Columbia and Texas — where our businesses are most heavily concentrated.

In 2020, our spending with diversity-certified suppliers reached \$2.7 billion — an increase of more than 41 percent since 2016 — and accounted for 29 percent of our sourced spending. As further recognition for our continued commitment to building a diverse supply chain, in 2020 Exelon maintained its membership in the prestigious Billion Dollar Roundtable, a top-level advocacy organization that promotes corporate supplier diversity excellence. The organization recognizes companies that spend at least \$1 billion annually with Tier 1 diverse suppliers.

High-margin spend with diversity-certified suppliers totaled \$199 million in 2020, an increase of \$29 million over last year. The Exelon "high-margin" strategy is regarded as a utility industry best practice. This strategy focuses on fully integrating diversity-certified suppliers in under-utilized professional services categories. We embarked on the high-margin strategy because businesses in the

DIVERSITY-CERTIFIED SUPPLIER SPEND



professional services industries typically have higher profit margins and therefore have an increased capacity to contribute to community economic development through job creation and community-based organization support.

The strategy highlights eight categories of spending in the professional services areas:

- Advertising and marketing
- Banking
- Business consulting
- Engineering and technical consulting
- Financial services
- HR services
- IT professional services
- Legal

In 2020, Exelon arranged \$135 million in credit lines with 22 community and minority-owned banks in Illinois, Maryland, New Jersey and Pennsylvania, reinforcing the company's commitment to invest in local communities. These transactions help grow local businesses and the local economy and are critical to communities that remain challenged in current economic conditions. Exelon's minority and community banking program, which began in 2003, is unique in the energy industry. Administered by JP Morgan Chase since its inception, the program now has 22 participating banks across the country, which is nearly three times the original number. Exelon Corporation currently invests \$4.3 billion of pension, employee savings plan, nuclear decommissioning and retiree healthcare assets with 30 diversity-certified investment firms. In addition, another 18 minority investment firms participated in or co-managed \$3 billion in corporate bond deals.

SUPPLIER DIVERSITY AWARDS



Exelon was named to the following "Best of the Best" lists for Best Employers and Supplier Diversity Programs as a result of an annual review that polls hundreds of Fortune 1000 companies and provides non-biased results that are valuable resources for job seekers, business owners, students, consumers, senior management, business associations, employment agencies and consumer groups:

Best of the Best by Hispanic Network Magazine (2018–2020)

Best of the Best by Professional Woman's Magazine (2018–2020)

Best of the Best by Black EOE Journal (2018–2020)



Exelon's Supply organization met the COVID-19 challenge in 2020 by meeting employee needs for personal protective equipment needed to safely work during the pandemic.

Appendix



2020 ELECTRIC GENERATION BY MAJOR STATION^{1,2}

FOSSIL	Location Water Body	Net Operational Capacity (MW) ³	GENERATION (GWh) ⁴			EMISSIONS (thousand short tons) ⁵				TECHNOLOGY	
			2018	2019	2020	Type	2018	2019	2020	Current Air Pollution Control	Cooling Water ⁶
Colorado Bend II Combined cycle: 4 gas turbines & 2 steam generator (intermediate)	Wharton, TX Colorado River	1,140	4,751	6,104	5,599	SO ₂ NO _x CO ₂	* 0.1 2,018	* 0.1 2,464	* 0.1 2,244	SCR, low-NO _x burners, CO oxidation catalyst	Dry Cooling
Eddystone 2 oil/gas steam units (intermediate) 4 combustion turbines (peaking)	Eddystone, PA Delaware River	820	17	1	-16	SO ₂ NO _x CO ₂	* 0.1 50	* * 13	* * 11	Low-NO _x burners with separated overfire air	Open
Handley 3 gas steam units (2 peaking and 1 intermediate)	Fort Worth, TX Lake Arlington	1,265	757	616	567	SO ₂ NO _x CO ₂	* 0.1 549	* 0.1 471	* 0.1 428	SCR	Open
Hillabee Energy Center Combined cycle: 2 gas 2X1 turbines & 1 steam generator (intermediate)	Alexander City, AL Municipal Supply	753	4,376	5,037	5,187	SO ₂ NO _x CO ₂	* 0.1 1,852	* 0.1 2,103	* 0.1 2,186	SCR, low-NO _x burners	Closed
Mystic & Mystic Jet Combined cycle: 2 gas 2X1 turbines; Conventional: 2 gas/1 duel-fueled steam generators & 1 oil combustion turbine (intermediate)	Charlestown, MA Mystic River	1,934	4,550	2,409	1,874	SO ₂ NO _x CO ₂	0.1 0.1 2,134	0.1 0.1 994	* 0.1 845	SCR, low-NO _x burners, CO oxidation catalyst	Dry Cooling (Combined Cycle)/Closed (Conventional Steam)
Wolf Hollow II Combined cycle: 4 gas turbines & 2 steam generator (intermediate)	Granbury, TX Lake Granbury	1,115	5,477	6,399	5,317	SO ₂ NO _x CO ₂	* 0.1 2,259	* 0.1 2,565	* 0.1 2,169	SCR, low-NO _x burners, CO oxidation catalyst	Dry Cooling

2020 ELECTRIC GENERATION BY MAJOR STATION^{1,2} (Continued)

RENEWABLE	Location Water Body	Net Operational Capacity (MW) ³	GENERATION (GWh) ⁴			EMISSIONS (thousand short tons) ⁵				TECHNOLOGY	
			2018	2019	2020	Type	2018	2019	2020	Current Air Pollution Control	Cooling Water ⁶
Albany Green Energy⁷ Biomass-fueled combined heat (steam) and power generation (baseload) 99%	Albany, GA Groundwater	50	70	298	364	SO ₂ NO _x CO ₂	* * 1	* * 4	* * 2	SNCR, sorbent and activated carbon injection, baghouse	Closed
Fairless Hills⁸ 2 landfill gas units (peaking)	Fairless Hills, PA Delaware River	60	212	198	78	SO ₂ NO _x CO ₂	0.1 0.1 6	0.1 0.1 4	* * 0		Open
Muddy Run⁹ 8 pumped-storage units (intermediate)	Drumore, PA Susquehanna River	1,070	1,468	1,270	1,870						Pumped storage
Conowingo 11 hydro units (baseload)	Darlington, MD Susquehanna River	572	2,788	2,162	1,673	AVOIDED GHG EMISSIONS (thousand metric tons CO ₂ e) ¹⁰ 652					Run-of-river
Exelon Wind¹¹ 703 units 51–100%		776	2,769	2,450	1,930	AVOIDED GHG EMISSIONS (thousand metric tons CO ₂ e) ¹⁰ 1,096					
Solar¹¹ 490 units 50.1–100%		586	1,086	937	1,123	AVOIDED GHG EMISSIONS (thousand metric tons CO ₂ e) ¹⁰ 371					

2020 ELECTRIC GENERATION BY MAJOR STATION^{1,2} (Continued)

NUCLEAR ¹²	Location Water Body	Net Capacity (MW) ³	GENERATION (GWh) ⁴			Avoided GHG Emissions (thousand metric tons CO ₂ e) ⁸	TECHNOLOGY Cooling Water ⁶	NUCLEAR OPERATIONS DATA			
			2018	2019	2020			Unit	Commercial Ops. Began	Current License Expiration ¹³	Spent Fuel Pool Capacity Reached ¹⁴
Braidwood 2 PWR units (baseload)	Braidwood, IL <i>Kankakee River</i>	2,386	19,343	20,251	20,371	13,874	Closed	1 2	1988 1988	2046 2047	Dry cask storage in operation
Byron 2 PWR units (baseload)	Byron, IL <i>Rock River</i>	2,347	20,051	20,118	19,525	13,298	Closed	1 2	1985 1987	2044 2046	Dry cask storage in operation
Calvert Cliffs 2 PWR units (baseload) 50.01%	Lusby, MD <i>Chesapeake Bay</i>	895	7,495	7,508	7,542	1,469	Open	1 2	1975 1977	2034 2036	Dry cask storage in operation
Clinton 1 BWR unit (baseload)	Clinton, IL <i>Clinton Lake</i>	1,080	8,397	8,388	9,462	6,444	Closed	1	1987	2027	Dry cask storage in operation
Dresden 2 BWR units (baseload)	Morris, IL <i>Kankakee River</i>	1,845	15,538	15,082	15,479	10,543	Open	2 3	1970 1971	2029 2031	Dry cask storage in operation
Fitzpatrick 1 BWR unit (baseload)	Scriba, NY <i>Lake Ontario</i>	842	6,528	7,355	6,589	1,607	Open	1	1974	2034	Dry cask storage in operation
LaSalle 2 BWR units (baseload)	Seneca, IL <i>Illinois River</i>	2,320	19,346	19,435	19,696	13,414	Closed	1 2	1984 1984	2042 2043	Dry cask storage in operation
Limerick 2 BWR units (baseload)	Sanatoga, PA <i>Schuylkill River¹⁵</i>	2,317	19,357	19,346	19,345	7,537	Closed	1 2	1986 1990	2044 2049	Dry cask storage in operation
Nine Mile Point 2 BWR units (baseload) Unit 1: 50%, Unit 2: 41%	Scriba, NY <i>Lake Ontario</i>	838	6,797	6,866	6,905	751	Open/Closed	1 2	1969 1988	2029 2046	Dry cask storage in operation
Peach Bottom 2 BWR units (baseload) 50.00%	Delta, PA <i>Susquehanna River</i>	1,324	10,837	11,147	10,896	2,123	Open	2 3	1974 1974	2053 2054	Dry cask storage in operation
Quad Cities 2 BWR units (baseload) 75.00%	Cordova, IL <i>Mississippi River</i>	1,403	11,607	11,615	11,784	6,019	Open	1 2	1973 1973	2032 2032	Dry cask storage in operation

2020 ELECTRIC GENERATION BY MAJOR STATION^{1,2} (Continued)

NUCLEAR ¹⁰	Location Water Body	Net Capacity (MW) ³	GENERATION (GWh) ⁴			Avoided GHG Emissions (thousand metric tons CO ₂ e) ⁸	TECHNOLOGY Cooling Water ⁶	NUCLEAR OPERATIONS DATA			
			2018	2019	2020			Unit	Commercial Ops. Began	Current License Expiration ¹¹	Spent Fuel Pool Capacity Reached ¹²
R.E. Ginna 1 PWR (baseload) 50.01%	Ontario, NY <i>Lake Ontario</i>	288	2,349	2,497	2,166	264	Open	1	1970	2029	Dry cask storage in operation
Salem 2 PWR units (baseload) 42.59%	Lower Alloways Creek Twp., NJ <i>Delaware Estuary</i>	995	8,048	7,266	6,876	1,141	Open	1 2	1977 1981	2036 2040	Dry cask storage in operation

1 Owned generation as of Dec. 31, 2020. Table does not include station auxiliary equipment, plants comprised solely of peaking units or joint-owned plants where Exelon owned less than 100 MW. However, the corporate emission and intensity totals presented in the [Reducing Our Air Emissions](#) section of this report include emissions and generation from all equity-owned generation. Further, the emissions and intensities shown in the [Reducing Our Air Emissions](#) section of the report include retired and divested fossil unit emissions for the time periods in 2018–2020 during which Exelon had an ownership interest in these units. Numbers have been rounded. For more information on Exelon's generation fleet, please see Item 2: Properties, in Exelon's 2020 10-K.

2 Percentages listed under station name reflect Exelon's fractional ownership interest for those assets that are not 100 percent.

3 Nuclear station capacity reflects the annual mean rating. Fossil stations and wind and solar stations reflect a summer rating.

4 Net generation.

5 * Indicates emissions less than 50 short tons.

6 Open — a system that circulates cooling water withdrawn from the environment, returning it with waste heat to its source.

Closed — a system that recirculates cooling water with waste heat dissipated to the atmosphere through evaporation.

Dry Cooled — a system that uses air-flow cooling without using water.

7 Albany Green Energy CO₂ emissions are those related to fossil fuel combustion and exclude emissions from biomass combustion. In April 2021, Exelon entered into an agreement to sell its majority share of Albany Green Energy to a third party.

8 Fairless Hills CO₂ emissions are those related to fossil fuel combustion and exclude landfill gas CO₂ emissions. The plant was retired on June 1, 2020.

9 Muddy Run is used to generate electricity for peak demand by running water from the Muddy Run reservoir through turbines that produce electric power. The reservoir is filled during off-peak hours when lower cost electricity is available to pump water into the Muddy Run reservoir. GWh listed is what Muddy Run provides to the grid and is not netted out against electricity used to pump water into the reservoir from the Conowingo pond.

10 Avoided greenhouse gas (GHG) emissions are calculated using USEPA eGrid (2018) emission factors (regional or national) published in 2020 (adjusted to remove Exelon nuclear generation) multiplied by 2020 ownership-share megawatt hours. In 2020, Exelon's renewable energy plants avoided 2.1 million metric tons of CO₂e and our nuclear plants avoided 78.5 million metric tons of CO₂e, for a total avoidance of 80.6 million metric tons of CO₂e from Exelon's ownership in zero-emission generation.

11 Ownership may vary with each asset.

12 BWR — boiling water reactor; PWR — pressurized water reactor.

13 Dates in bold indicate that NRC license renewals have been received. Generation currently plans to seek a license renewal for Clinton and has notified the NRC that any license renewal application would not be filed until the first quarter of 2024.

14 Dry cask storage will be in operation at all sites prior to the closing of on-site storage pools.

15 Supplemented with water from the Wadesville Mine Pool and the Still Creek Reservoir at Tamaqua via the Schuylkill River, and the Delaware River via the Bradshaw Reservoir, and Perkiomen Creek.

About This Report

The Exelon 2020 Sustainability Report details our company's programs and performance in the areas of economic, social, governance and environmental initiatives. Exelon is committed to reporting on our sustainability performance annually and this report follows our 2019 Sustainability Report.

Data in this report cover 2018 through 2020, with an emphasis on activities in the reporting period of January 1, 2020 through December 31, 2020. Where it may be helpful for the reader to understand relative trends over time, we have provided graphs or tables covering three years of performance. Data reflect all wholly or

partially owned generating units for the period of ownership unless otherwise noted. Contracted power (i.e., purchases for trading or resale) is outside the scope of this report.

We also seek annual assurance of our GHG emission inventory. Lloyd's Register Quality Assurance, Inc. (LRQA), an accredited GHG verifier, provided verification of our 2020 inventory to a reasonable assurance level in accordance with The Climate Registry and ISO 14064 standards. The verification statement is available on our [website](#).

GRI INDEX

The indicators below are from the GRI Standards and the Electric Utilities Sector Supplement. This report has been prepared in accordance with the GRI Standards: Core option. All disclosures in this GRI Index refer to the GRI Standards, published in 2016, and subsequent updates.

General Disclosures		Report Section
ORGANIZATIONAL PROFILE		
102-1	Name of the organization	About Exelon
102-2	Activities, brands, products, services	About Exelon
102-3	Location of headquarters	About Exelon
102-4	Location of operations	About Exelon
102-5	Ownership and legal form	About Exelon
102-6	Markets served	About Exelon
102-7	Scale of the organization	About Exelon
102-8	Information on employees and other workers	Diversity, Equity and Inclusion Exelon reports the total number of employees, identifying gender, minority and age group breakdowns. As all of Exelon's employees are located in the United States and less than 1 percent of employees are part-time, we have not provided gender and regional breakdowns for these categories.
102-9	Supply chain	Sustainable Supply Chain
102-10	Significant changes to the organization and supply chain	About Exelon
102-11	Precautionary principle or approach	Exelon 2020 10-K; Enterprise Risk Management Overview
102-12	External initiatives	CEO Message; Managing Sustainability; Advancing a Culture of Technology and Innovation; Stakeholder Engagement; Addressing Climate Change; Creating Value for Customers; Sustainable Supply Chain; Managing Our Environmental Impacts; Reliability and Resilience During COVID-19; Taking Action for Racial Equity
102-13	Membership of associations	Exelon website
EU1	Installed capacity	About Exelon; 2020 Electric Generation by Major Station
EU2	Net energy output	About Exelon; 2020 Electric Generation by Major Station
EU3	Number of customers	About Exelon
EU4	Length of transmission and distribution lines	About Exelon
EU5	Allocation of CO ₂ e emissions allowances	Exelon fossil plants in Massachusetts utilize Regional Greenhouse Gas Initiative (RGGI) CO ₂ e allowances.
STRATEGY		
102-14	Statement from senior decision-maker	A Message from Our CEO
102-15	Key impacts, risks, and opportunities	A Message from Our CEO; Addressing Climate Change; Enterprise Risk Management Overview; Managing Sustainability
ETHICS AND INTEGRITY		
102-16	Values, principles, standards and norms of behavior	Managing Sustainability; Ethics and Compliance
102-17	Mechanisms for advice and concerns about ethics	Ethics and Compliance

General Disclosures		Report Section
GOVERNANCE		
102-18	Governance structure	Sustainability Governance; Enhancing Corporate Governance; Governance: Oversight of Climate-related Risks and Opportunities; Exelon Board of Directors
STAKEHOLDER ENGAGEMENT		
102-40	List of stakeholder groups	Stakeholder Engagement
102-41	Collective bargaining agreements	As of December 31, 2020, 11,965 employees, or 37 percent, of the Exelon workforce were covered by collective bargaining agreements.
102-42	Identifying and selecting stakeholders	Stakeholder Engagement
102-43	Approach to stakeholder engagement	Stakeholder Engagement; Disaster Preparedness and Awareness; Diversity, Equity and Inclusion; Taking Action for Racial Equity
102-44	Key topics and concerns raised	Stakeholder Engagement
REPORTING PRACTICE		
102-45	Entities included in the consolidated financial statements	Exelon 2020 10-K
102-46	Defining report content and topic boundaries	Managing Sustainability
102-47	List of material topics	Managing Sustainability
102-48	Restatements of information	No material restatements; footnotes on charts and tables throughout the report indicate any adjustments and scope of data.
102-49	Changes in reporting	No significant changes
102-50	Reporting period	About This Report
102-51	Date of most recent report	About This Report
102-52	Reporting cycle	About This Report
102-53	Contact point for questions regarding the report	Back Cover
102-54	Claims of reporting in accordance with GRI Standards	GRI Index
102-55	GRI content index	GRI Index
102-56	External assurance	About This Report
MANAGEMENT APPROACH		
103-1	Material topics and boundaries	About Exelon; Exelon Family of Companies; Managing Sustainability
103-3	Evaluation of management approach	Managing Sustainability; Enhancing Corporate Governance

Specific Disclosures		Report Section
ECONOMIC PERFORMANCE		
103-2	Management approach	About Exelon; Exelon 2020 10-K
201-1	Direct economic value generated and distributed	About Exelon; Economic Development; Giving Back to Communities; Reliability and Resilience During COVID-19
201-2	Climate change financial implications	Addressing Climate Change

Specific Disclosures		Report Section
INDIRECT ECONOMIC IMPACTS		
103-2	Management approach	Partnering with Our Communities
203-2	Significant indirect economic impacts	Economic Development
PROCUREMENT PRACTICES		
103-2	Management approach	Sustainable Supply Chain
204-1	Proportion of spending on local suppliers	Sustainable Supply Chain
ANTI-COMPETITIVE BEHAVIOR		
103-2	Management approach	Ethics and Compliance
206-1	Legal actions for anti-competitive behavior	Exelon was not involved in any ongoing investigations related to anti-competitive practices and did not incur any fines or settlements related to anti-competitive practices in the past four fiscal years.
AVAILABILITY AND RELIABILITY		
103-2	Management approach	Building an Energy Company for the Future; Exelon Utilities
EU10	Capacity and demand	About Exelon; Building an Energy Company for the Future; Exelon Utilities
DEMAND-SIDE MANAGEMENT		
103-2	Management approach	Customer Efficiency and Savings
RESEARCH AND DEVELOPMENT		
103-2	Management approach	Building an Energy Company for the Future
PLANT DECOMMISSIONING		
103-2	Management approach	Exelon 2020 10-K
SYSTEM EFFICIENCY		
103-2	Management approach	Maintaining Operational Excellence, Productivity and Efficiency
EU11	Generation efficiency	Maintaining Operational Excellence, Productivity and Efficiency
ENERGY		
103-2	Management approach	Exelon 2020 CDP Climate Change Response
302-1	Energy consumption within the organization	Exelon 2020 CDP Climate Change Response
302-4	Reduction of energy consumption	Exelon 2020 CDP Climate Change Response
302-5	Reduction in energy requirements of products and services	Maintaining Operational Excellence, Productivity and Efficiency; Customer Efficiency and Savings
WATER		
103-2	Management approach	Improving Watershed Management; Exelon 2020 CDP Water Response
303-1	Interactions with water as a shared resource	Improving Watershed Management; Exelon 2020 CDP Water Response
303-2	Management of water discharge-related impacts	Improving Watershed Management; Exelon 2020 CDP Water Response
303-3	Water withdrawal by source	Improving Watershed Management; Exelon 2020 CDP Water Response
303-5	Water consumption by source	Improving Watershed Management; Exelon 2020 CDP Water Response

Specific Disclosures		Report Section
BIODIVERSITY		
103-2	Management approach	Habitat and Biodiversity
304-1	Sites near areas of high biodiversity value	Habitat and Biodiversity
304-2	Impacts on biodiversity	Habitat and Biodiversity
304-3	Habitats protected or restored	Habitat and Biodiversity
EMISSIONS		
103-2	Management approach	Addressing Climate Change; Full GHG Inventory and Accounting Protocol; Exelon 2020 CDP Climate Change Response
305-1	Direct (Scope 1) GHG emissions	Addressing Climate Change; Full GHG Inventory and Accounting Protocol; Exelon 2020 CDP Climate Change Response
305-2	Energy indirect (Scope 2) GHG emissions	Addressing Climate Change; Full GHG Inventory and Accounting Protocol; Exelon 2020 CDP Climate Change Response
305-3	Other indirect (Scope 3) GHG emissions	Addressing Climate Change; Full GHG Inventory and Accounting Protocol; Exelon 2020 CDP Climate Change Response
305-4	GHG emissions intensity	Addressing Climate Change; Full GHG Inventory and Accounting Protocol; Exelon 2020 CDP Climate Change Response
305-5	Reduction of GHG emissions	Addressing Climate Change; Full GHG Inventory and Accounting Protocol; Exelon 2020 CDP Climate Change Response
305-7	NO _x , SO _x and other air emissions	Reducing our Air Emissions
EFFLUENTS AND WASTE		
103-2	Management approach	Waste Management
306-2	Waste by type and disposal method	Waste Management
306-3	Significant spills ¹	Managing Environmental Risks
ENVIRONMENTAL COMPLIANCE		
103-2	Management approach	Managing Environmental Risks
307-1	Non-compliance with environmental laws and regulations	Managing Environmental Risks
EMPLOYMENT		
103-2	Management approach	Diversity, Equity and Inclusion
401-1	New employee hires and employee turnover	Diversity, Equity and Inclusion
401-3	Parental leave	Progressive Workforce Policies
OCCUPATIONAL HEALTH AND SAFETY²		
103-2	Management approach	Promoting a Culture of Safety and Health
403-1	Occupational health and safety management system	Promoting a Culture of Safety and Health
403-2	Hazard identification, risk assessment, and incident investigation	Promoting a Culture of Safety and Health
403-3	Occupational health services	Promoting a Culture of Safety and Health
403-4	Worker participation, consultation, and communication on occupational health and safety	Promoting a Culture of Safety and Health

Specific Disclosures		Report Section
OCCUPATIONAL HEALTH AND SAFETY² (continued)		
403-5	Worker training on occupational health and safety	Safety Management
403-6	Promotion of worker health	Promoting a Culture of Safety and Health
403-7	Prevention and mitigation of occupational health and safety impacts directly linked by business relationships	Promoting a Culture of Safety and Health
403-8	Workers covered by an occupational health and safety management system	Promoting a Culture of Safety and Health
403-9	Work-related injuries	Safety Performance
403-10	Work-related ill health	Safety Performance
TRAINING AND EDUCATION		
103-2	Management approach	Accelerating Talent
404-2	Programs for upgrading employee skills	Accelerating Talent
DIVERSITY AND EQUAL OPPORTUNITY		
103-2	Management approach	Diversity, Equity and Inclusion
405-1	Diversity of governance bodies and employees	Diversity, Equity and Inclusion; Board Oversight
LOCAL COMMUNITIES		
103-2	Management approach	Engaging with Communities; Giving Back to Communities
413-1	Local community engagement	Engaging with Communities; Giving Back to Communities
EU22	Displacement and compensation	Not applicable to Exelon.
POLITICAL CONTRIBUTIONS		
103-2	Management approach	Public Policy: Securing the Clean Energy Future
415-1	Political contributions	Public Policy: Securing the Clean Energy Future; January-June 2020 contributions; July-December 2020 contributions
CUSTOMER HEALTH AND SAFETY		
103-2	Management approach	Disaster Preparedness and Awareness
416-1	Assessment of health and safety impacts	Disaster Preparedness and Awareness
EU25	Injuries and fatalities to the public	Confidential information; Exelon does not disclose information that may relate to potential litigation.
ACCESS		
103-2	Management approach	Low-income Assistance
EU28	Power outage frequency	Customer Service and Reliability
EU29	Power outage duration	Customer Service and Reliability
EU30	Average plant availability factor	Investing in Our Markets at Attractive Returns
OMISSIONS		
1 Exelon reports total reportable and non-reportable spills based upon applicable state and federal reporting requirements, which may also include voluntary reporting agreements with regulatory agencies. Due to the mix of reporting requirements across our operating states, Exelon does not publish spill volumes.		
2 Exelon internally tracks rates by operating company, but presents data at the corporate level to provide an overall view of company performance.		

SASB INDEX

The accounting metrics below are from the Sustainability Accounting Standards Board (SASB) Electric Utilities & Power Generators Standard. All disclosures in this SASB Index refer to the Electric Utilities & Power Generators Standard published in October 2018.

Topic	Accounting Metric	Code	Location/Direct Answer
GREENHOUSE GAS EMISSIONS & ENERGY RESOURCE PLANNING	(1) Gross global Scope 1 emissions, percentage covered under (2) emissions-limiting regulations, and (3) emissions-reporting regulations	IF-EU-110a.1	Addressing Climate Change — Metrics and Targets: Metrics Used to Assess Our Efforts Full GHG Inventory and Accounting Protocol Exelon 2020 CDP Climate Change Response GHG Emission Verification Statement — Scope 1 and 2
	Greenhouse gas (GHG) emissions associated with power deliveries	IF-EU-110a.2	Addressing Climate Change — Metrics and Targets: Metrics Used to Assess Our Efforts Full GHG Inventory and Accounting Protocol Exelon 2020 CDP Climate Change Response GHG Assurance Statement — Scope 3 Emissions
	Discussion of long-term and short-term strategy or plan to manage Scope 1 emissions, emissions reduction targets, and an analysis of performance against those targets	IF-EU-110a.3	Addressing Climate Change — Metrics and Targets: Metrics Used to Assess Our Efforts Full GHG Inventory and Accounting Protocol Exelon 2020 CDP Climate Change Response
	(1) Number of customers served in markets subject to renewable portfolio standards (RPS) and (2) percentage fulfillment of RPS target by market	IF-EU-110a.4	Creating Value for Customers — Creating a Smarter Power Grid — State Renewable and Alternative Energy Requirements
AIR QUALITY	Air emissions of the following pollutants: (1) NO _x (excluding N ₂ O), (2) SO _x , (3) particulate matter (PM10), (4) lead (Pb), and (5) mercury (Hg); percentage of each in or near areas of dense population	IF-EU-120a.1	Managing Our Environmental Impacts — Waste Management — Reducing Our Air Emissions Generation Station Data Exelon emissions of PM10, Pb and Hg are de minimis and not reported at the corporate level. Almost 89% of Exelon Generation-produced MWh comes from zero-emission nuclear and renewable energy.
WATER MANAGEMENT	(1) Total water withdrawn, (2) total water consumed, percentage of each in regions with High or Extremely High Baseline Water Stress	IF-EU-140a.1	Managing Our Environmental Impacts — Improving Watershed Management Exelon 2020 CDP Water Security Response
	Number of incidents of non-compliance associated with water quantity and/or quality permits, standards, and regulations	IF-EU-140a.2	Managing Our Environmental Impacts — Managing Environmental Risks — Monitoring Compliance Performance Exelon 2020 CDP Water Security Response
	Description of water management risks and discussion of strategies and practices to mitigate those risks	IF-EU-140a.3	Managing Our Environmental Impacts — Improving Watershed Management — Addressing Water Availability Risks Exelon 2020 CDP Water Security Response

Topic	Accounting Metric	Code	Location/Direct Answer
COAL ASH MANAGEMENT	Amount of coal combustion residuals (CCR) generated, percentage recycled	IF-EU-150a.1	Exelon does not own coal-fired generation.
	Total number of coal combustion residual (CCR) impoundments, broken down by hazard potential classification and structural integrity assessment	IF-EU-150a.2	Exelon does not own CCR impoundments.
ENERGY AFFORDABILITY	Average retail electric rate for (1) residential, (2) commercial, and (3) industrial customers	IF-EU-240a.1	Leading the Way to a Sustainable Future: Exelon's ESG Programs: Keeping Electricity Affordable for Our Customers
	Typical monthly electric bill for residential customers for (1) 500 kWh and (2) 1,000 kWh of electricity delivered per month	IF-EU-240a.2	Leading the Way to a Sustainable Future: Exelon's ESG Programs: Keeping Electricity Affordable for Our Customers
	Number of residential customer electric disconnections for non-payment, percentage reconnected within 30 days	IF-EU-240a.3	Reliability and Resilience During COVID-19 — Customers Reported to jurisdictional public service commissions for each utility, as required.
	Discussion of impact of external factors on customer affordability of electricity, including the economic conditions of the service territory	IF-EU-240a.4	Creating Value for Customers Reliability and Resilience During COVID-19 — Customers Partnering with Our Communities: Economic Development
WORKFORCE HEALTH & SAFETY	(1) Total recordable incident rate (TRIR), (2) fatality rate, and (3) near miss frequency rate (NMFR)	IF-EU-320a.1	A Safe, Innovative and Rewarding Workplace — Promoting a Culture of Safety and Health — Safety Performance Exelon does not report NMFR.
END-USE EFFICIENCY & DEMAND	Percentage of electric utility revenues from rate structures that (1) are decoupled and (2) contain a lost revenue adjustment mechanism (LRAM)	IF-EU-420a.1	Utility Highlights: Exelon Q4 2020 Earnings Call
	Percentage of electric load served by smart grid technology	IF-EU-420a.2	Creating Value For Customers — Creating a Smarter Power Grid — Smart Meters
	Customer electricity savings from efficiency measures, by market	IF-EU-420a.3	Creating Value for Customers — Creating a Smarter Power Grid — Customer Efficiency and Savings

Topic	Accounting Metric	Code	Location/Direct Answer
NUCLEAR SAFETY & EMERGENCY MANAGEMENT	Total number of nuclear power units, broken down by U.S. Nuclear Regulatory Commission (NRC) Action Matrix Column	IF-EU-540a.1	<p>Partnering with our Communities — Engaging with Communities — Nuclear Plant Safety Exelon Corporate Website — Locations — Nuclear Power Plants</p> <p>As of 5/1/21, all nuclear power plants operated by Exelon are classified as 'Licensee Response' with the exception of Clinton Power Station, which is classified as 'Regulatory Response'.</p>
	Description of efforts to manage nuclear safety and emergency preparedness	IF-EU-540a.2	<p>Partnering with our Communities — Engaging with Communities — Nuclear Plant Safety Managing Our Environmental Impacts — Waste Management — Managing Our Nuclear Fuel Cycle Enhancing Corporate Governance — Enterprise Risk Management Overview — Business Resilience Exelon Corporate Website — Nuclear — Safety</p>
GRID RESILIENCY	Number of incidents of non-compliance with physical and/or cybersecurity standards or regulations	IF-EU-550a.1	<p>Enhancing Corporate Governance — Enterprise Risk Management Overview Exelon 10-K, Item 1A. Risk Factors</p>
	(1) System Average Interruption Duration Index (SAIDI), (2) System Average Interruption Frequency Index (SAIFI), and (3) Customer Average Interruption Duration Index (CAIDI), inclusive of major event days	IF-EU-550a.2	<p>Creating Value for Customers — Creating a Smarter Power Grid — Customer Service and Reliability</p> <p>Exelon reports CAIDI and SAIFI excluding major event days. SAIDI is not publicly reported.</p>

Full GHG Inventory and Accounting Protocol

Direct and Indirect Emissions

Exelon calculates its GHG emissions inventory in conformance with The Climate Registry General Reporting Protocol, which allows for the use of EPA mandatory Reporting Rule (40 CFR Part 98) requirements where applicable and is based on the WRI GHG Protocol. The inventory is also third-party verified to these standards each year to assure its correctness. Our third-party verifier for the 2020 inventory verification was LRQA. Emissions include stationary and mobile combustion of fossil fuels, fugitive emissions of GHGs (e.g., methane, SF₆, CO and hydrofluorocarbons) and indirect emissions associated with the purchase of electricity from external sources. Exelon uses the global warming potentials (GWPs) from the Fourth IPCC Assessment Report (AR4) to align with the November 2013 regulatory revisions to the EPA GHG regulations (40 CFR Part 98). Our primary inventory reporting uses an equity-share reporting.

As shown in Table 1, Exelon segregates the GHG inventory between operations-driven and customer-driven sources. Operations-driven emissions relate to emissions that Exelon controls related to the equipment and systems used in its operations. Customer-driven emissions relate to emissions that vary based on how much energy customers buy that can be affected by weather, market and economic conditions that Exelon cannot control.

The operations-driven segment of our inventory is currently fully covered by a GHG emissions reduction goal to reduce these emissions 15 percent by 2022 from a 2015 baseline. Efforts to reduce the customer-driven segment of our inventory are associated with our customer programs for energy efficiency, access to clean energy and increasing generation of low-carbon electricity. These impacts are referred to as customer abatement, emissions displacement and avoided emissions — each of which relate to overall GHG emissions associated with grid-level electric generation and distribution. These customer programs result in real GHG benefits, apply to the broader electricity sector level and cannot always be tied directly to immediate reduction of our own GHG inventory.

TABLE 1: EXELON CORPORATION GHG INVENTORY BREAKDOWN

Equity-share Boundary, showing both Location-based and Market-based for Scope 2 Accounting

Total Exelon GHG Emissions

thousand metric tons CO ₂ e	2018	2019	2020
Scope 1	9,526	9,395	8,493
Scope 2 (Location-based — As Delivered)	6,120	6,103	5,228
Total Scope 1 & 2, Location-based	15,646	15,498	13,720
Scope 2 (Net of Zero-carbon Electricity Purchases)	4,817	4,914	4,478
Total Scope 1 & 2, Market-based	14,344	14,309	12,970
Supplemental Biomass	436	833	718
Relevant Scope 3	197,376	180,732	178,659

Customer-Driven Emissions

thousand metric tons CO ₂ e	2018	2019	2020
Scope 1: Direct Emissions			
Stationary Combustion	8,862	8,581	7,740
Upstream Gas (combustion & fugitive) ¹	14	215	201
Total Customer-Driven Scope 1	8,876	8,796	7,941
Scope 2: Indirect Emissions			
T&D Line Losses ²	5,596	5,580	4,730
Muddy Run Pumping Power ³	179	159	164
Upstream Gas (purchased electric)	1	3	3
Total Customer-Driven Scope 2 (Location-based, As-Delivered)	5,777	5,742	4,897
Total Customer-Driven Scope 2 (Net of Zero-carbon Purchases)	4,628	4,725	4,245
Total Customer-Driven Scope 1 & 2 Emissions	13,504	13,521	12,186
Supplemental Biomass (Generation)	428	825	709
Relevant Scope 3: Customer-Driven Supply Chain Emissions⁴	197,276	180,640	178,584
Longterm and Spot Market Power Purchases For Resale — Fossil ⁵	21,022	18,864	25,470
Natural Gas Sold by Constellation New Energy (as used by customer)	87,548	76,581	74,536
Electricity Distributed by our Utilities ⁶	76,991	73,708	68,006
Natural Gas Distributed by our Utilities (as used) ⁷	11,257	11,109	10,198
Heating and Cooling Equipment Operated for Others	458	378	375

Operations-Driven Emissions

thousand metric tons CO ₂ e	2018	2019	2020
Scope 1: Direct Emissions			
Stationary Combustion — Support Operations	85	78	57
Natural Gas Distribution & LNG Import (Fugitive Methane)	369	349	334
Electrical Equipment (Fugitive SF ₆)	87	61	53
Fugitive Refrigerants, Bulk CO ₂ , Coal Pile	8	14	14
Vehicle Fleet Operations	100	97	94
Total Operations-Driven Scope 1	650	599	551
Scope 2: Indirect Emissions			
Building Electric, District Heating and Cooling	131	124	112
Grid Supplied Plant Electric Use	213	237	219
Total Operations-Driven Scope 2 (Location-based, As-Delivered)	343	361	330
Total Operations-Driven Scope 2 (Net of Zero-carbon Purchases)	190	189	232
Total Operations-Driven Scope 1 & 2 Emissions	840	788	784
Supplemental Biogas (Mobile)	8	8	8
Relevant Scope 3: Operations-Driven Supply Chain Emissions⁴	100	92	74
Employee Business Travel ⁸	29	29	11
Waste Generated in Activities	71	63	63
Employee Commute		Not Yet Quantified	
Purchased Goods and Services		Not Yet Quantified	
Capital Goods		Not Yet Quantified	

1 Upstream Gas accounting refined to align with Argonne National Labs GREET Model estimations.

2 T&D Line Loss emissions adjusted to reflect establishment of location-based Scope 2 accounting.

3 Muddy Run Pumping Power emissions adjusted to reflect establishment of location-based Scope 2 accounting.

4 There are 17 potential Scope 3 categories. Exelon currently tracks and reports those most pertinent to our business and where we can most effectively take action today. Additional information on Scope 3 accounting can be found at <http://ghgprotocol.org/scope-3-technical-calculation-guidance>.

5 Includes Owned and PPA Renewables for which attributes may have been sold as RECs or Retired for RPS obligations.

6 Exelon Utilities are required to buy from the market - thus these emissions are not associated with Exelon's Generation fleet.

7 These are emissions associated with the end use of the natural gas as delivered.

8 Scope 3 Business Travel emissions only — owned corporate aircraft is included under Scope 1 mobile emissions.

TABLE 2: EXELON SIDE-BY-SIDE SCOPE 2 ACCOUNTING¹

	2018 (Inventory as owned)			2019 (Inventory as owned)			2020 (Inventory as owned)		
	MWh Use (in thousands)	Location-based Emissions (thousand metric tons CO ₂ e)	Market-based Emissions (thousand metric tons CO ₂ e)	MWh Use (in thousands)	Location-based Emissions (thousand metric tons CO ₂ e)	Market-based Emissions (thousand metric tons CO ₂ e)	MWh Use (in thousands)	Location-based Emissions (thousand metric tons CO ₂ e)	Market-based Emissions (thousand metric tons CO ₂ e)
T&D Line Losses	13,013	5,596	4,627	13,271	5,580	4,722	12,175	4,730	4,241
Muddy Run Pumping Power ²	422	179	0	380	159	0	426	164	0
LNG Import Plant (Acquired 11/2018)	4	1	1	14	3	3	13	3	4
Building Electric, District Heating and Cooling	320	131	81	290	124	72	297	112	63
Grid-Supplied Plant Electric Use	538	213	108	603	237	117	623	219	169
Exelon Total	14,297	6,120	4,817	14,559	6,103	4,914	13,533	5,228	4,478

1 Historical years have been adjusted to remove plants since divested and incorporate ISO emission rates as available. eGRID average factors were used in lieu of residual rates not available during those years.

2 Muddy Run pumping power results in an emission benefit of avoiding nearly 1 million mtCO₂e from emissions displacement that occurs from storing power at generated at night and returning it to the grid at peak hours. This emissions displacement is not currently able to be included as part of our verified Scope 2 accounting. Electric use is less that returned to the grid at peak hours.

Scope 2 Accounting

We present our inventory under both the location-based Scope 2 accounting and the market-based accounting as defined by the World Resources Institute (WRI) GHG Protocol. Location-based accounting is representative of how electricity is delivered over wires and is calculated using the latest regional transmission organization (RTO) average emissions rates (if available, or latest eGRID sub-regional factors if RTO factors are not available). Market-based accounting is calculated using emission factors relative to the way electricity is purchased, substituting zero emissions where renewable or nuclear power sources were specified in procurement contracts and using RTO residual emissions rates (that remove clean energy attributes retired by others) where they are available. Per The Climate Registry protocol, emission rates are adjusted to account for the fossil generation Exelon has in each region, to avoid double counting of these emissions already captured in our Scope 1 accounting.

Under the market-based Scope 2 accounting view, Exelon is recognizing the following market-based elements: electricity we purchase specifically from Exelon-owned generation assets, Green-e® certified RECs (renewable generation emissions attributes) and PJM-issued EFECs (nuclear generation emissions attributes). All other electric use is currently assigned a residual emissions rate for the region (the emissions rate of generation after all retired attributes are removed where they are available). An independent system operator residual rate is used where available, as it is considered the most current and accurate (currently only available in PJM, NEPOOL, ERCOT and CAISO). EPA e-GRID sub-regional average emissions rates are used if no ISO residual rate is available. Supplier-specific rates will be used once verified factors become available.

Scope 3

There are 17 potential Scope 3 categories. Additional information on Scope 3 accounting can be found at <http://ghgprotocol.org/scope-3-technical-calculation-guidance>. Exelon currently tracks and reports the Scope 3 emissions that are most relevant for our business. We report WRI Scope 3 supply chain categories such as business travel, long-term power purchase agreements and spot market purchases used to fulfill customer load, electricity delivered by utilities (customer use of electricity), use of natural gas delivered by utilities (customer use of natural gas) and emissions associated with heating and cooling equipment we operate for others. We plan to expand our Scope 3 reporting to include employee commuting, purchased goods and services and capital goods once we develop a repeatable methodology for estimating and addressing these emissions categories.

Clean Attributes and Offsets

Clean power attributes and CO₂ offsets include clean emissions attributes purchased to cover our internal electricity use (such as RECs and EFECs), as well as carbon reductions we support that reduce CO₂ emissions outside of our verified GHG inventory. RECs and EFECs are incorporated into our Scope 2 accounting per WRI market-based accounting. Currently our offsets include Climate Reserve Tonnes (CRTs) and Natural Gas STAR emissions reductions associated with PECO's natural gas system operating at a lower than average operating pressure.

Customer Abatement

Customer abatement refers to customer programs that result in reduced GHG emissions associated with customers' use of electricity. These include the BGE Smart Energy Savers Program®, ComEd and PECO Smart Ideas programs and the PHI Home Energy Savings program. All these programs help our customers reduce their electricity use through energy efficiency measures in conformance with state-mandated requirements. Our utilities and Constellation are procuring and retiring RECs for retail customer supply, in compliance with state-mandated renewable supply requirements or at the request of their customers for voluntary GHG emissions reductions.

The customer energy efficiency estimates for GHG abatement are based on the MWh reported to the Energy Smart Savers in Maryland for BGE, to the Illinois Commerce Commission by ComEd, to the Pennsylvania Public Utility Commission by PECO and to the regulatory commissions associated with the PHI utilities. When estimating emissions avoided by these efforts, Exelon is using the PJM system mix average (lb/MWh) for the program year being reported.

Constellation's retail energy efficiency and clean energy products sales are also accounted for as customer abatement. Estimated MWh reduced as a result of Constellation efforts are those associated with estimated savings in its Efficiency Made Easy contracts and actual performance as measured in its performance-based contracting. Voluntary REC sales are based on actual annual sales volumes for national wind RECs. We use the PJM system mix average (lb/ MWh) for the program year being reported for estimating avoided emissions from these programs.

Avoided Emissions from Nuclear and Renewable

Exelon presents estimations for avoided emissions associated with our nuclear and renewable electric generation sources. Avoided emissions during past years are calculated based on the actual generation and the subregional GHG emissions per MWh factor associated with the plants' location per the U.S. eGRID 2018 (issued January 2020), adjusted to remove Exelon's nuclear generation. Projected avoided emissions for current and future years are based on the EIA Outlook Report 2020, pulling emission rates from regional data that includes both generation and emissions projections. Avoided emissions are estimates designed to give a sense (order of magnitude) of the amount of additional emissions that would be created if that amount of generation had not been produced, or was no longer provided by a low- or zero-carbon source and thus replaced by the remaining grid supply. This projection is one possible outcome, as actual replacement of generation would ultimately be driven by market function, fuel prices and viable and available technologies at a given time.

Supplier-Specific Emissions Factors

In order to help our customers more accurately report their GHG emissions, Constellation and our utilities began calculating, verifying and publishing supplier-specific emissions factors (lb/MWh) for the electricity we sell. These emissions rates are calculated based on our owned generation coupled with long-term power purchase agreements and other market purchases associated with how we fulfill our customer's load. Emission rates are state specific where states have renewable or alternative energy portfolio standards that require clean

energy attributes (RECs or EFECs) be retired on behalf of customers. Because we also sell RECs, we backfilled grid residual emission attributes for clean power generation for which attributes have been otherwise sold. Similarly, if clean energy attributes for Exelon's nuclear plants have not been specifically retired from the grid mix, grid residual mix attributes are used in the Constellation supplier-specific factor calculation. This is done to ensure no double counting of clean energy attributes and further promote recognition of these attributes as part of the clean energy market.

TABLE 3: AVOIDED EMISSIONS AND OFFSETS

thousand metric tons CO₂e

	2018	2019	2020
Clean Attributes and Offsets			
RECs Purchased for Corporate Buildings	(31)	(35)	(42)
EFECs Retired	(777)	(874)	(785)
Verified Offsets Retired	(0)	(5)	(1)
U.S. EPA Natural Gas STAR Reduction	(9)	(9)	(9)
Customer Abatement and Avoided Emissions			
Mandated Utility Customer Programs	(9,878)	(8,653)	(8,074)
Utility Renewable Portfolio Obligations	(1,625)	(2,020)	(5,172)
Competitive Retail Customer Energy Efficiency Programs	(254)	(265)	(280)
Competitive Retail Voluntary REC Sales	(1,928)	(2,031)	(2,007)
Competitive Retail Voluntary EFEC Sales	(2,471)	(2,599)	(4,400)
Avoided Emissions — Competitive Retail Distributed Generation ¹	(165)	(125)	(187)
Avoided Emissions — Exelon-owned Utility Scale Renewable Generation ²	(2,562)	(2,171)	(1,468)
Avoided Emissions — Exelon-owned Nuclear Generation ³	(87,452)	(84,679)	(78,485)
Displaced Emissions from New High-Efficiency Natural Gas Generation ⁴	(850)	(1,611)	(1,348)

1 All years reflect emissions associated with their regional average emissions rate.

2 All years revised to reflect emissions based on the latest eGRID regional average emission rate.

3 Emission rate based on regional average less Exelon nuclear; include attributes that may have been sold as EFECs.

4 Calculates the emissions displaced generation at ERCOT regional grid rates due to these new lower emitting plants.

TABLE 4: CONSTELLATION NEW ENERGY 2020 CO₂ EMISSIONS FACTOR SHEET

State	CNE Supplier-Specific Emissions Factor (lbs/MWh)	Residual Emissions Factor Comparable Regional Default (lbs/MWh)	Grid Average Comparable Regional Average (lbs/MWh)	Data Source
Maine	635.84			
New Hampshire	667.21			
Rhode Island	686.06	722.84	656.16	NE-ISO - CY 2019
Massachusetts	711.00			
Connecticut	712.78			
New York — Upstate				
New York City	478.9	586.6	509.9	NYISO 2019
New York — Long Island				
Delaware	908.56*			
Maryland	806.59			
District of Columbia	748.48			
New Jersey	785.00	908.56	851.19	PJM ISO - CY2019
Pennsylvania	815.21			
Ohio	860.63			
Illinois	908.56*			
Michigan	1,248.00	1,248.00	1,248.00	MPSC - 10/2020
Texas	899.43	1,196.59	1,055.55	ERCOT - CY2020
Oregon	639.00	639.00	639.00	EPA eGRID - CY2018
California	721.90	943.58	485.02	CARB 2018 MRR Default/GHG Inventory

- This CNE 2020 CO₂ Emissions Factor Sheet has been third-party verified through LRQA.

- While a significant amount of Constellation supply flows directly from Exelon's fleet of clean generation units (with a CO₂ emissions intensity of 100 lbs/MWh nationally), Constellation is limited to claiming clean attributes from RECs retired for State Renewable Portfolio Standards (RPS) due to the deregulated market structure and limitations in preventing double-counting of nuclear supply in existing market-derived residual emission rates currently used by others. This does differ from utilities in regulated markets where owned generation flows first to its utility supply and is not being potentially reported by other entities.

- Emissions rates in NEPOOL ISO have been adjusted to reflect emissions benefits as shown in eGRID 2018. This applies to anthropogenic emissions from biomass, biogas and municipal waste plants; as well as the dual power benefits of combined heat and power plants.

- Illinois, Pennsylvania and New Jersey use the reporting year time frame of June 2019 through May 2020 for determining RPS obligations per the RPS programs in these states, and the Ohio RPS program determines RPS obligations based on a three-year average of load served to customers. Therefore, the Supplier Specific factor for these states is based on the load and REC retirements associated with these regulatory specified timeframes. The comparable average emissions rate and residual rates are consistent with the PJM CY 2019 as a proxy.

* For Delaware and Illinois, RPS obligations are satisfied at the utility level; thus the CNE emissions rate is equivalent to the residual rate for the region. Customers are encouraged to contact their delivery utility for an As-Delivered Emissions Factor that includes RPS contributions.

Comments

We welcome your comments and questions regarding this report. Please e-mail us at responsibility@exeloncorp.com or write to:

Bruce Alexander
Senior Manager, Strategic Environmental Analysis
2301 Market Street, Floor S23-3
Philadelphia, PA 19101

Cautionary Statements Regarding Forward-Looking Information

This report contains certain written and oral forward-looking statements within the meaning of the Private Securities Litigation Reform Act of 1995 that are subject to risks and uncertainties, among others, those related to the timing, manner, tax-free nature and expected benefits associated with the potential separation of Exelon's competitive power generation and customer-facing energy business from its six regulated electric and gas utilities. Words such as "could," "should," "likely," "may," "expects," "anticipates," "will," "targets," "goals," "projects," "intends," "plans," "believes," "seeks," "estimates," "predicts," and variations on such words, and similar expressions that reflect our current views with respect to future events and operational, economic and financial performance, are intended to identify such forward-looking statements.

The factors that could cause actual results to differ materially from the forward-looking statements made by Exelon Corporation, Exelon Generation Company, LLC, Commonwealth Edison Company, PECO Energy Company, Baltimore Gas and Electric Company, Pepco Holdings LLC, Potomac Electric Power Company, Delmarva Power & Light Company, and Atlantic City Electric Company (Registrants) include those factors discussed herein, as well as the items discussed in (1) Exelon's 2020 Annual Report on Form 10-K in (a) ITEM 1A. Risk Factors, (b) ITEM 7. Management's Discussion and Analysis of Financial Condition and Results of Operations and (c) ITEM 8. Financial Statements and Supplementary Data: Note 19, Commitments and Contingencies; (2) the Registrants' First Quarter 2021 Quarterly Report on Form 10-Q in (a) Part II, ITEM 1A. Risk Factors; (b) Part I, ITEM 2. Management's Discussion and Analysis of Financial Condition and Results of Operations and (c) Part I, ITEM 1. Financial Statements: Note [14], Commitments and Contingencies; and (3) other factors discussed in filings with the Securities and Exchange Commission by the Registrants.

Readers are cautioned not to place undue reliance on these forward-looking statements, whether written or oral, which apply only as of the date of this report. None of the Registrants undertakes any obligation to publicly release any revision to its forward-looking statements to reflect events or circumstances after the date of this report. (The inclusion of information in this report should not be construed as a characterization regarding the materiality or financial impact of that information. For a discussion of information that is material to the Registrants, please see our filings with the Securities and Exchange Commission, including our [Annual Reports on Form 10-K](#) and [Quarterly Reports on Form 10-Q](#).)

Learn More and Follow Our Progress

 www.exeloncorp.com

 [@Exelon](https://www.linkedin.com/company/exelon)

www.linkedin.com/company/exelon

Exelon Corporation
Exelon Corporate Strategy, Innovation and Sustainability
52nd Floor, 10 South Dearborn Street
Chicago, IL 60603

exeloncorp.com

© Exelon Corporation, 2021

